

KEEPING TEXAS WEIRD:

THE BANKROLLING OF THE 2006 GUBERNATORIAL RACE



TEXANS FOR PUBLIC JUSTICE - SEPTEMBER 2006

It's the weirdest governor's race in modern Texas history. Three out of four funded candidates started their political careers as Democrats. Yet the one surviving Democrat has placed fourth in fundraising and struggles for the attention that all major-party nominees once received.

Instead, some wealthy trial lawyers are backing an ex-Democrat who entered this race as a Republican—only to declare herself Independent shortly before the primary. This candidate—who soon will appear on the ballot under the third surname of her political career—recently lost her bid to be called “Grandma” on this ballot.

Yet another Independent will appear on the ballot as “Kinky.” This country-western humorist was the race's most entertaining candidate—at least until he tried to articulate a platform. His campaign-merchandising model has broken the campaign-finance mold. Yet it remains to be seen if people who advocate legalized pot or who buy Kinky paraphernalia will vote for anyone at all. Are people sporting “Why not Kinky?” bumper stickers *themselves* wrestling with this question?





Finally the ex-Democrat now occupying the Governor's Mansion leads the fundraising race—as expected of a big-business incumbent. By late June the governor already came close to matching the \$25 million that George W. Bush raised by the *end* of his 1998 gubernatorial reelection campaign. Yet this governor enjoys none of the comfort with which his predecessor brushed off challenger Garry Mauro. This has less to do with this governor's under-whelming track record than the fact that the victor in this wild, four-way race need not garner anywhere near 51 percent of the vote. In Maurice Sendak's immortal words, “Let the wild rumpus begin!”

OVERVIEW:

From January 2003 through June 2006 four gubernatorial candidates on the 2006 ballot raised a total of almost \$43 million (Libertarian James Werner raised negligible funds). An analysis of these funds reveals differences in the amount of money that the candidates raised, how much they have spent, as well as the number, size, locations and profiles of their donors. For details, see the data profiles of each campaign at the end of this report.

Total Gubernatorial Money Raised By June 30, 2006: \$42,557,385
 (Period Covered: January 2003 - June 2006)



| Gubernatorial Candidate | Affiliation | Total Raised | Percent of Total | No. of Itemized Contributions |
|---|-------------|---------------------|------------------|-------------------------------|
|  Rick Perry | Republican | \$24,320,316 | 57% | 22,331 |
|  Carole Keeton Strayhorn | Independent | \$12,722,152 | 30% | 4,809 |
|  Kinky Friedman | Independent | \$3,371,723 | 8% | 10,947 |
|  Chris Bell | Democrat | \$2,141,794 | 5% | 2,200 |
| James Werner | Libertarian | \$1,400 | 0% | 5 |
| TOTAL: | | \$42,557,385 | 100% | 40,292 |





This report makes an important distinction between two different campaign contribution totals that the gubernatorial candidates reported. They reported most of the \$42.6 million that they collectively raised as *itemized* contributions (listing the amount and date of the contribution, along with the donor’s name, employer, city and state). State law also allows candidates to report un-itemized, lump sums for contributions of \$50 or less. The four leading gubernatorial candidates itemized some of their small contributions but reported others as lump sums. Note that whenever this report analyzes such characteristics as a donor’s employment or place of residence it necessarily relies on *itemized* contributions only. No amount of alchemy can extract such data from lump sums.

Amounts raised, retained

As incumbent officeholders already wielding political power, Governor Rick Perry and Comptroller Carole Keeton Strayhorn began fundraising earlier (this report starts the clock in January 2003) and raised millions of dollars more than latecomers Richard ‘Kinky’ Friedman and Chris Bell (who entered the fray in early 2005). While Perry raised almost twice the money in this period as Strayhorn (\$24 million to \$13 million), he tore through it at a much faster clip. As a result, Perry’s bank balance dwindled to \$10 million by this June—compared to Strayhorn’s \$8 million. Put another way, Strayhorn retained 64 percent of her money, compared to 41 percent for Perry.

Friedman’s merchandise campaign-funding model (which counts buyers of Kinky bumper stickers and kewpie dolls as donors) is innovative. But it costs money to make money this way. While Friedman grossed more than \$1 million more than Bell (\$3.4 million to \$2.1 million), he ended the period with less in the bank (\$491,372 to Bell’s \$654,502). Friedman’s big challenge is to turn customers into voters—preferably Kinky voters. Yet one in four itemized Friedman donors appear to be ineligible to vote in this race because they live outside Texas. Indeed, only nine Texas towns boast more contributors to the Jewish Cowboy than does New York City. None of Kinky’s competitors listed more than 5 percent of their donors living out of state.

Campaign Cash on Hand as of June 30, 2006

| Gubernatorial Candidate | Cash On Hand | Remaining Cash As Share of Total Raised |
|---|--------------|---|
|  Rick Perry | \$10,029,628 | 41% |
|  Carole Keeton Strayhorn | \$8,087,035 | 64% |
|  Chris Bell | \$654,502 | 31% |
|  Kinky Friedman | \$491,372 | 15% |
| James Werner | \$ 1,330 | 89% |
| TOTAL: \$19,263,867 | | |

Total Amount Raised By Check Size*

| Contribution Size* | Chris Bell | | Kinky Friedman | | Rick Perry | | Carole Keeton Strayhorn | |
|--------------------|------------|-----|----------------|-----|-------------|-----|-------------------------|-----|
| | Amount | % | Amount | % | Amount | % | Amount | % |
| ≥ \$50,000 | \$375,000 | 18% | \$987,278 | 29% | \$1,800,000 | 7% | \$3,733,500 | 29% |
| \$25,000-\$49,999 | \$150,000 | 7% | \$40,000 | 1% | \$9,603,937 | 40% | \$2,005,011 | 16% |
| \$5,000-\$24,999 | \$598,425 | 28% | \$211,237 | 6% | \$6,661,337 | 27% | \$4,240,322 | 33% |
| \$1,000-\$4,999 | \$591,032 | 28% | \$240,826 | 7% | \$4,162,550 | 17% | \$2,038,245 | 16% |
| \$100-\$999 | \$381,327 | 18% | \$826,786 | 25% | \$1,771,514 | 7% | \$662,006 | 5% |
| Under \$100 | \$7,271 | <1% | \$354,289 | 11% | \$296,279 | 1% | \$5,151 | <1% |
| Unitemized ≤\$50 | \$38,739 | 2% | \$714,404 | 21% | \$2,310 | <1% | \$37,917 | <1% |

*Chart based on *each contribution*. Aggregate totals for large donors making multiple contributions are reported below.

Number of Contributions By Check Size*

| Contribution Size* | Chris Bell | | Kinky Friedman | | Rick Perry | | Carole Keeton Strayhorn | |
|--------------------|------------|-----|----------------|-----|------------|-----|-------------------------|-----|
| | Number | % | Number | % | Number | % | Number | % |
| ≥ \$50,000 | 6 | <1% | 9 | <1% | 34 | <1% | 46 | 1% |
| \$25,000-\$49,999 | 6 | <1% | 1 | <1% | 374 | 2% | 77 | 2% |
| \$5,000-\$24,999 | 78 | 4% | 28 | <1% | 891 | 4% | 594 | 12% |
| \$1,000-\$4,999 | 411 | 19% | 169 | 2% | 3,040 | 14% | 1,348 | 28% |
| \$100-\$999 | 1,580 | 72% | 5,495 | 50% | 6,947 | 31% | 2,644 | 55% |
| Under \$100 | 119 | 5% | 5,245 | 48% | 11,045 | 49% | 100 | 2% |
| Unitemized ≤\$50 | NA | NA | NA | NA | NA | NA | NA | NA |

*Chart based on *each contribution*. Aggregate totals for large donors making multiple contributions are reported below.

Out-of-State Funding

| Candidate | Amount | Percent | Number | Percent |
|----------------|--------------------|-----------|--------------|------------|
| Bell | \$47,356 | 2% | 76 | 3% |
| Friedman | \$370,728 | 19% | 2,681 | 24% |
| Perry | \$1,150,514 | 5% | 1,005 | 5% |
| Strayhorn | \$473,80 | 4% | 113 | 2% |
| TOTALS: | \$1,568,598 | 4% | 3,875 | 10% |

Chart based on *itemized contributions*.

Perry's Donors

Governor Perry is the quintessential big-business candidate, continually vacuuming up checks from business executives and the lobby for every major industry in Texas. Perry's favorite zip code is the Austin lobby's 78701, which delivered 8 percent of the governor's total war chest. While Perry's campaign voluntarily itemized more than 10,000 contributions of \$50 or less, this money hardly registered as a percentage of his total haul. The governor raised 74 percent of his money in contributions of \$5,000 or more. Regular-folks checks of less than \$1,000 filled less than 9 percent of his war chest.

Governor Perry's top donors are wealthy interests with aggressive political agendas. His No. 1 donor (\$590,000) is Bob Perry (no relation). Perry Homes helped design the state's builder-dominated Texas Residential Construction Commission (TRCC); Governor Perry then appointed this powerful builder's general counsel to a seat on this new agency. AT&T, the governor's No. 2 donor, pushed a sweetheart communications bill through a 2005 special session that Governor Perry ostensibly convened to tackle a school-financing crisis.

Strayhorn's Donors

Another big-business candidate, Comptroller Strayhorn extracted 7 percent of her war chest from the Austin lobby's 78701 zip code. Yet many conservative businesses are reluctant to finance a Perry challenge. So the comptroller has cultivated two additional revenue streams. One is Ryan & Co., which helps businesses din the comptroller's office for tax breaks. Apparently receptive to these appeals, the comptroller collected almost \$1.6 million in campaign money from Ryan & Co. (a remarkable 12 percent of her total). Strayhorn also has wooed wealthy trial lawyers (led by John Eddie Williams, Walter Umphrey and Joe Jamail), who evidently decided that she has a better shot at the Governor's Mansion than the Democratic nominee. The Finance sector and the Lawyers & Lobbyists sector were the most lucrative for Strayhorn largely due to Ryan & Co. and plaintiff attorneys. Strayhorn also hit the jackpot in the Energy industry, which she previously regulated as a Texas Railroad commissioner.

Strayhorn amassed this race's most top-heavy war chest. She raised just six percent of her money in checks of less than \$1,000, while checks of \$5,000 or more delivered 78 percent of her total. While both she and Friedman relied on whopper checks of \$50,000 or more for 29 percent of their financing, Kinky also dominated the other end of the spectrum—taking in 32 percent of his money in increments of less than \$100.

Friedman's Donors

If Friedman's war chest were a balloon it would be twisted into a kink in the middle—and bulging at the extremes. Thanks in large part to the merchandising of Kinky kitsch, this campaign raised an extraordinary 57 percent of its money in checks of less than \$1,000. Yet it also raised another 29 percent of its total from just nine whopper checks of \$50,000 or more. Indeed, a single donor accounted for an extraordinary 25 percent of Friedman's war chest. Befitting a candidate whose curly locks inspired an enduring nickname, Kinky received \$851,000 from his shampoo magnate pal John McCall. Kinky got another \$10,400 from hair-products magnate Farouk Shami. These endorsements must have stung the incumbent—whom Molly Ivins dubbed “Governor Good Hair.”

Bell's Donors

Fundraising late bloomer Bell has had trouble breaking out of his home turf in Houston, which accounts for 57 percent of his money. Consistent with this base, Bell's top donors have been trial lawyers and oil independents. Yet Bell has fought for the level of trial-lawyer support that Democratic gubernatorial nominees once took for granted. The \$100,000 or so that he received from a trial lawyer PAC and a partner at O'Quinn & Laminack rank among Bell's top donors. Yet two other trial lawyers gave Strayhorn five times as much. (In September Bell's campaign announced big commitments from major plaintiff lawyers Fred Hagans, Fred Baron and Harold Nix.) Bell has relied much more heavily on the middle tier of donors than his competitors, raising 74 percent of his money in check sizes ranging from \$100 to \$25,000.

While the Perry and Friedman fundraising machines raked in fairly constant amounts of money each month (see the timelines in the candidates profile sections below), the Strayhorn campaign whips its money machine into a frenzy approximately once every six months. Meanwhile Bell has posted steady growth ever since he belatedly hit a fundraising stride late last year.

Hedging Bets

Big Donors To Two Gubernatorial Candidates

| Contributor | Company/ Business | City | Bell | Friedman | Perry | Strayhorn |
|----------------------|-------------------------|------------|----------|----------|----------|-----------|
| Clifton Thomas, Jr. | Speedy Stop marts | Victoria | | | \$51,000 | \$5,000 |
| Robert Girling | Girling nursing care | Austin | | | \$20,000 | \$25,000 |
| Gordon Graves | Graves Management | Austin | | | \$14,000 | \$30,000 |
| Charles Joekel | TX Staffing Services | Houston | | \$10,344 | | \$25,000 |
| Union Pacific PAC | Railroad | Washington | | | \$25,000 | \$10,000 |
| Stephen Clark | Cypress Realty | Austin | \$3,000 | | | \$30,000 |
| Fulbright & Jaworski | Law firm | Houston | | | \$25,000 | \$5,000 |
| Gordon Richardson | Life insurance agent | Caldwell | | | \$5,000 | \$10,000 |
| Baker Botts | Law firm | Houston | | | \$10,000 | \$2,500 |
| Heard Denman | Robins Cloud & Heard | Houston | \$10,000 | | | \$2,500 |
| Hughes & Luce | Law firm | Dallas | | | \$10,000 | \$2,500 |
| Clark Thomas Winters | Law firm | Austin | | | \$2,000 | \$8,000 |
| James Elkins | Retired banker | Houston | \$5,000 | | | \$5,000 |
| Robert Cavnar | Mission Resources | Houston | \$2,000 | \$5,000 | | |
| Victor Rogers | Rogers Bros. investors | Beaum. | | | \$5,000 | \$2,000 |
| Marilyn Oshman | Oshman's Sporting | Austin | \$3,000 | \$2,000 | | |
| Russ Rutledge | Fiber Composite | Big Spring | | | \$2,500 | \$2,500 |
| Melissa Jones | Community volunteer | Austin | \$2,000 | | | \$2,000 |
| Nicholas Marvin | Nicholas Earth Printing | Sugar Land | | | \$2,000 | \$2,000 |

During the first 18 months of the 2006 election cycle 19 donors made four-digit contributions to two competing gubernatorial candidates. Strayhorn occupies a pivotal role in this group, receiving checks from all but two of the big donors backing two racehorses. Significantly, Strayhorn received some or all of her money from these donors after she formally challenged Governor Perry on June 18, 2005.



CHRIS BELL

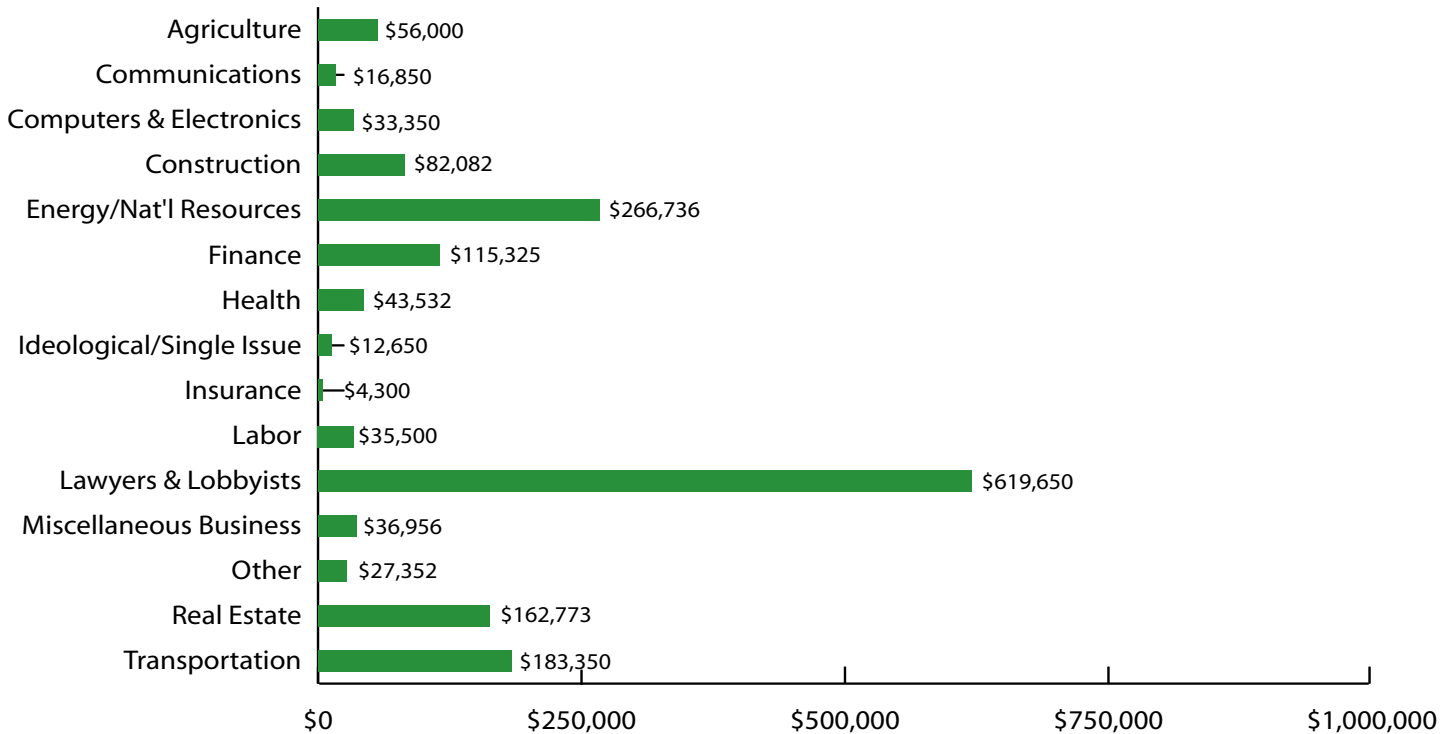
TOTAL MONEY RAISED: \$2,141,794

ITEMIZED CONTRIBUTIONS TOTAL: \$2,064,316

NO. OF ITEMIZED CONTRIBUTIONS: 2,200

CASH ON HAND 6/30/06: \$654,502

Bell's Special Interests



Bell's Top 10 Cities

By Amount Raised

By No. of Donations

| City | Total | City | No. |
|-----------------|--------------------|----------------|--------------|
| Houston | \$1,178,505 | Houston | 1,212 |
| Austin | \$236,547 | Austin | 149 |
| Dallas | \$146,356 | Dallas | 146 |
| Corpus Christi | \$142,673 | San Antonio | 64 |
| Fort Worth | \$88,611 | Amarillo | 39 |
| San Antonio | \$24,356 | Bellaire | 32 |
| Washington | \$23,580 | Fort Worth | 23 |
| Pearland | \$18,902 | Corpus Christi | 23 |
| McAllen | \$17,825 | McAllen | 21 |
| Amarillo | \$16,808 | Sugar Land | 20 |
| TOTALS: | \$1,894,163 | | 1,729 |
| PERCENT: | 92% | | 79% |

Chart based on itemized contributions.

Bell's Favorite Zip Codes

(Delivering 38 % of His Money)

| Zip | City | Amount |
|---------------|----------------|------------------|
| 77024 | Houston | \$248,101 |
| 77019 | Houston | \$166,008 |
| 77002 | Houston | \$141,100 |
| 77060 | Houston | \$128,100 |
| 78746 | Corpus Christi | \$100,000 |
| TOTAL: | | \$783,309 |

Chart based on itemized contributions.

Bell's Out-of-State Money

| Amount | % | Number | % |
|----------|----|--------|----|
| \$47,356 | 2% | 76 | 3% |

Chart based on itemized contributions.

CHRIS BELL

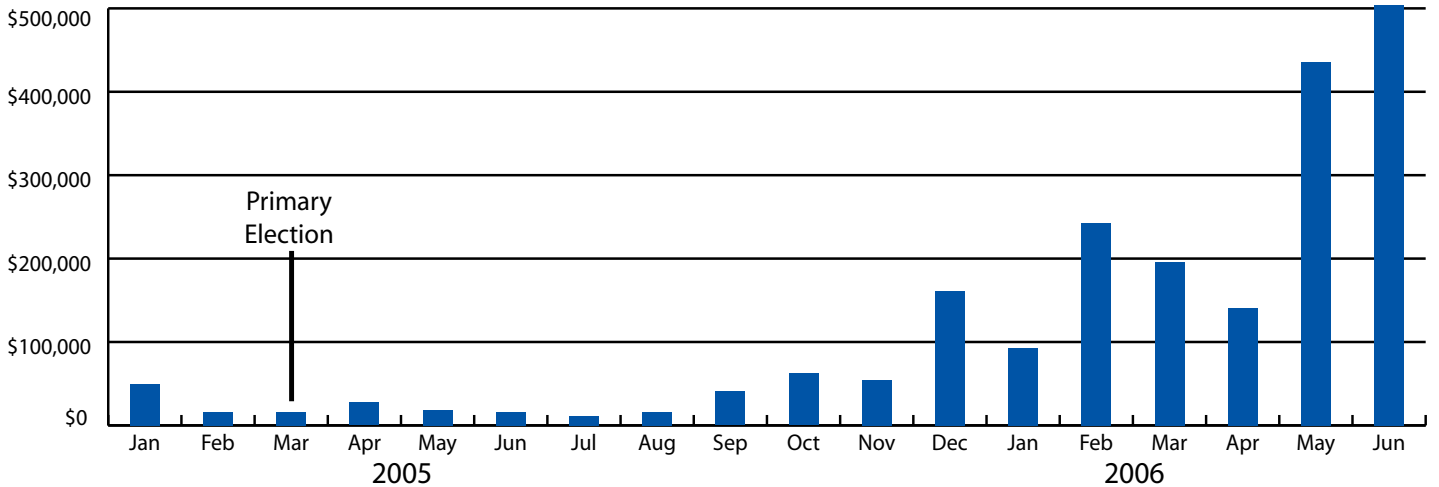
Bell Contributions Breakdown*

| Contribution Size* | Total | | Number of | |
|---------------------------|--------------------|-------------|---------------|-------------|
| | Amount | % | Contributions | % |
| \$50,000 or More | \$375,000 | 18% | 6 | <1% |
| \$25,000 - \$49,999 | \$150,000 | 7% | 6 | <1% |
| \$5,000 - \$24,999 | \$598,425 | 28% | 78 | 4% |
| \$1,000 - \$4,999 | \$591,032 | 28% | 411 | 19% |
| \$100 - \$999 | \$381,327 | 18% | 1,580 | 72% |
| Under \$100 | \$7,271 | <1% | 119 | 5% |
| Unitemized (\$50 or less) | \$38,739 | 2% | NA | NA |
| TOTALS: | \$2,141,794 | 100% | 2,200 | 100% |

*This chart analyzes *each contribution*. Aggregate totals for large donors making *multiple* contributions are reported below.

Bell's Contributions Over Time

Money Raised By Month (January 2005 through June 2006)



CHRIS BELL

Top Bell Donors January 2005 - June 2006

| Amount | Contributor | Business | City |
|-----------|------------------------|---------------------------------------|------------|
| \$171,900 | Ricardo Weitz | Auto dealer | Houston |
| \$120,000 | A. Earl Swift | Swift Energy Co. | Houston |
| \$110,000 | Thomas W. Pirtle | O'Quinn & Laminack law firm | Houston |
| \$100,000 | Good Government PAC | Trail lawyers | Corpus |
| \$80,000 | Robert Patton, Jr. | Attorney | Fort Worth |
| \$67,500 | Robert Turner | Wentwood Capitol Advisors | Austin |
| \$51,000 | Poppi Georges-Massey | Homemaker | Houston |
| \$40,000 | Lee Fikes | Bonanza Oil Co. | Dallas |
| \$38,000 | Robert Ayres | Shield Ranch | Austin |
| \$32,000 | Timothy G. Ewing | Ewing & Partners (investing) | Dallas |
| \$28,000 | D. Kent Lance | Hill Partners (developers) | Austin |
| \$25,000 | Mauricio R. Celis | Attorney | Corpus |
| \$20,100 | John Mullen | Retired architect | Dallas |
| \$20,000 | H. Brent Austin | Ex-El Paso Energy exec. | Houston |
| \$20,000 | James Thorp | Thorp Petroleum | Houston |
| \$17,466 | Eric G. Carter, Jr. | Eric Carter & Assoc. law firm | Pearland |
| \$16,000 | Lias 'Jeff' Steen | Grant Prideco (oil equipment) | Houston |
| \$15,500 | Communications Workers | Labor union | Washington |
| \$15,000 | Morrie K. Abramson | Kent Electronics founder | Houston |
| \$15,000 | Eric Pulaski | BindView Corp. (software) | Houston |
| \$15,000 | Stephen Sellers | Sellers Investments, Ltd. | Houston |
| \$13,500 | Andrew Kant | KSF Orthopaedic Center | Houston |
| \$13,431 | James Walker II | Walker & Hunter law firm | Houston |
| \$12,500 | Patricia Shield Ayres | Shield Ranch | Austin |
| \$12,500 | Howard Hoover | BFI, Inc. (waste) | Houston |
| \$12,000 | Scott Clearman | McClanahan & Clearman law firm | Houston |
| \$10,000 | Gilbert T. Adams III | Gilbert Adams Law Firm | Beaumont |
| \$10,000 | Denman H. Heard | Heard Robins Cloud law firm | Houston |
| \$10,000 | David Ikeler | Turk Investments (real estate) | Sugar Land |
| \$10,000 | David Mafrige | David Mafrige Interests (real estate) | Houston |
| \$10,000 | Lyndon Olson, Jr. | Travelers Insurance (retired) | Waco |
| \$10,000 | Joaquin L. Rodriguez | Rodriguez & Assoc. law firm | Eagle Pass |
| \$10,000 | Texas AFL-CIO | Labor union | Austin |
| \$9,000 | Truman Edminster | Edminster Hinshaw Russ (construction) | Houston |
| \$8,980 | Jason Stanford | Bell's campaign manager | Austin |
| \$8,246 | Jim A. Palavan | Geoscience Engineering | Houston |
| *\$8,225 | Max Garcia | Precious stone collector* | McAllen |
| \$7,500 | C. Mike Garver | BRH Garver, Inc. (construction) | Houston |
| \$7,350 | Harris L. Kempner, Jr. | Kempner Capital Management | Galveston |
| \$7,000 | Roger Eichhorn | Retired Univ. of Houston professor | Houston |

*The campaign returned this contribution of precious stones in June 2006 after learning that it was illegal because the donor is a Mexican national.



KINKY FRIEDMAN

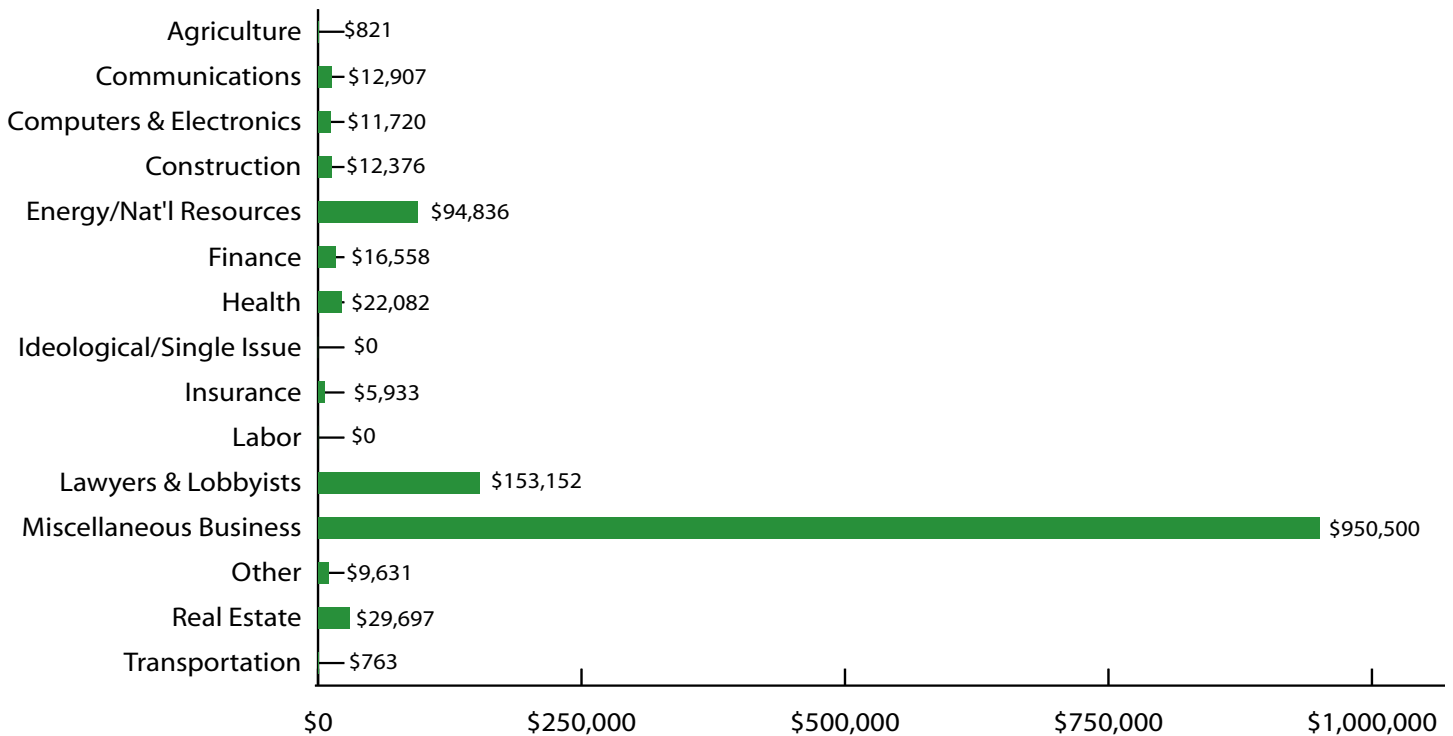
TOTAL MONEY RAISED: \$3,371,723

ITEMIZED CONTRIBUTION TOTAL: \$1,946,012

NO. OF ITEMIZED CONTRIBUTIONS: 10,947

CASH ON HAND 6/30/06: \$491,372

Friedman's Special Interests



Friedman's Top 10 Cities

By Amount Raised

By No. of Donations

| City | Total | City | No. |
|-----------------|--------------------|----------------|--------------|
| Spicewood | \$853,697 | Houston | 1,301 |
| Houston | \$274,533 | Austin | 855 |
| Austin | \$154,447 | Dallas | 771 |
| San Antonio | \$143,991 | San Antonio | 471 |
| Dallas | \$132,160 | Fort Worth | 279 |
| Fredericksburg | \$96,231 | Arlington | 143 |
| Corpus Christi | \$31,064 | Lubbock | 116 |
| Fort Worth | \$32,033 | Corpus Christi | 101 |
| Woodlands | \$16,921 | Plano | 97 |
| Hunt | \$15,188 | New York City | 86 |
| TOTALS: | \$1,750,265 | | 4,220 |
| PERCENT: | 90% | | 39% |

Chart based on itemized contributions.

Friedman's Favorite Zip Codes

(Delivering 57% of His Money)

| Zip | City | Amount |
|---------------|----------------|--------------------|
| 78669 | Spicewood | \$853,697 |
| 78624 | Fredericksburg | \$94,246 |
| 78230 | San Antonio | \$79,174 |
| 78704* | Austin | \$49,061 |
| 75225 | Dallas | \$26,601 |
| TOTAL: | | \$1,102,779 |

Chart based on itemized contributions.

*Denotes "a way of life" rather than a zip code.

Friedman's Out-of-State Money

| Amount | % | Number | % |
|-----------|-----|--------|-----|
| \$370,728 | 19% | 2,681 | 24% |

Chart based on itemized contributions.

KINKY FRIEDMAN

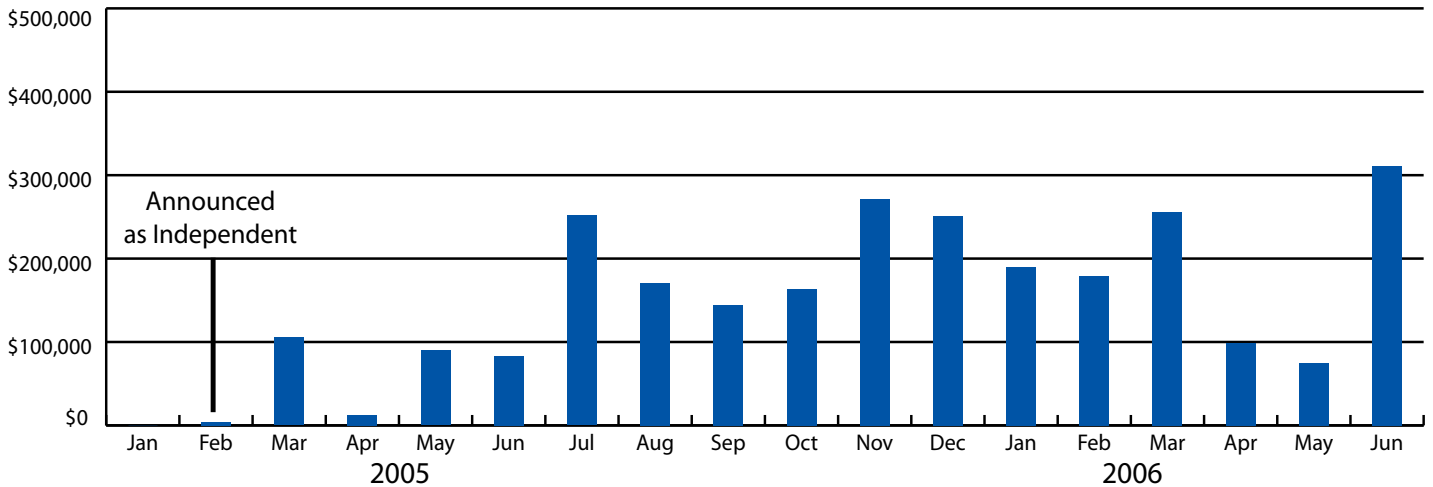
Friedman Contributions Breakdown*

| Contribution Size* | Total | | Number of | |
|---------------------------|--------------------|-------------|---------------|-------------|
| | Amount | % | Contributions | % |
| \$50,000 or More | \$987,278 | 29% | 9 | <1% |
| \$25,000 - \$49,999 | \$40,000 | 1% | 1 | <1% |
| \$5,000 - \$24,999 | \$211,237 | 6% | 28 | <1% |
| \$1,000 – \$4,999 | \$240,826 | 7% | 169 | 2% |
| \$100 - \$999 | \$826,786 | 25% | 5,495 | 50% |
| Under \$100 | \$354,289 | 11% | 5,245 | 48% |
| Unitemized (\$50 or less) | \$714,404 | 21% | NA | <1% |
| TOTALS: | \$3,374,820 | 100% | 10,947 | 100% |

*This chart analyzes *each contribution*. Aggregate totals for large donors making *multiple* contributions are reported below.

Friedman's Contributions Over Time

Money Raised By Month (January 2005 through June 2006)



KINKY FRIEDMAN

Top Friedman Donors February 2005 - June 2006

| Amount | Contributor | Business | City |
|-----------|------------------|---------------------------------------|-----------------|
| \$851,000 | John H. McCall | Armstrong McCall (shampoo magnate) | Spicewood |
| \$89,550 | Mark F. Shurley | Attorney | Fredericksburg |
| \$75,000 | Barbara Bowman | Spindletop oil heiress | San Antonio |
| \$38,584 | Eddy Levy | Levy Records | Austin |
| \$14,000 | Jo Terrill West | Unknown | Dallas |
| \$13,500 | Thomas Hughes | World's End Ranch | Hunt |
| \$12,000 | Mike Costanza | M. Costanza & Assoc. (real estate) | Haltom City |
| \$10,500 | Robert Floyd | Hance Scarborough Wright lobbyist | Austin |
| \$10,400 | Farouk Shami | Farouk Systems hair products | Woodlands |
| \$10,344 | Charles Joekel | TX Staffing Services | Houston |
| \$10,000 | Lucien Crosland | Unknown | Dallas |
| \$10,000 | James Nienhuis | Creationist author | Houston |
| \$6,000 | Brenda Gray | Peri Haircare salon? | Louisville, KY |
| \$5,750 | Roy Marsh | Everyone's Internet | Kingwood |
| \$5,625 | Mary Kressin | Alamo Financial (insurance, loans) | San Antonio |
| \$5,055 | Steve Hixon | Retired soft drink co. owner | San Antonio |
| \$5,000 | Randy Brown | Fortress Investment Group | Coppell |
| \$5,000 | Kay Burnett | Entrepreneur/Philanthropist | Alpine |
| \$5,000 | Robert L. Cavnar | Milagro Exploration (oil & gas) | Houston |
| \$5,000 | Dick DeGuerin | DeGuerin Dickson & Hennessy lawyer | Houston |
| \$5,000 | Mike DeGeurin | Foreman DeGeurin & Nugent lawyer | Austin |
| \$5,000 | Jacki A. Farhood | Pathologist | Houston |
| \$5,000 | Barnett Grace | First Commercial Bank (Retired CEO) | Little Rock, AR |
| \$5,000 | Allan C. King | Goldking Production Co. (oil) founder | Houston |
| \$5,000 | James Stone | Unknown | Yoakum |



RICK PERRY

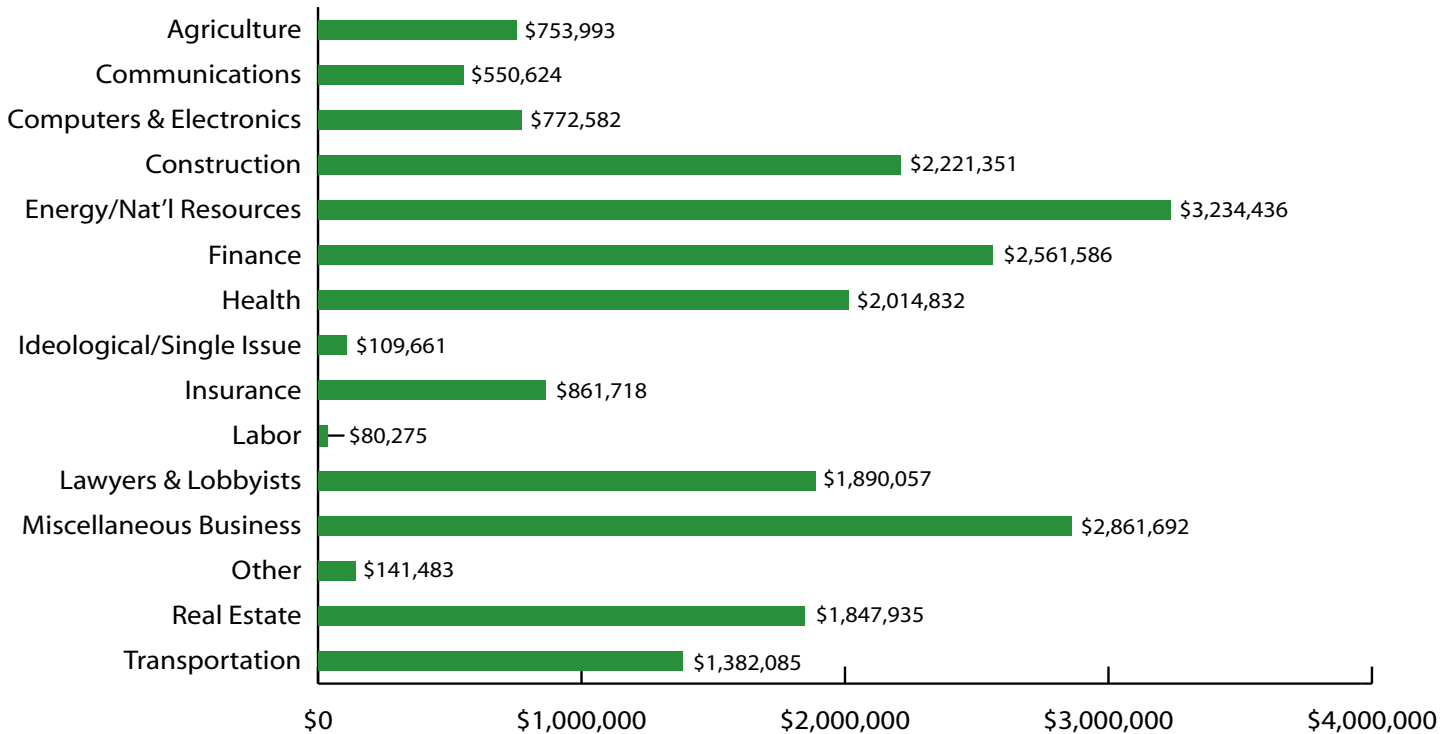
TOTAL MONEY RAISED: \$24,320,316

ITEMIZED CONTRIBUTION TOTAL: \$24,293,307

NO. OF ITEMIZED CONTRIBUTIONS: 22,331

CASH ON HAND 6/30/06: \$10,029,628

Perry's Special Interests



Perry's Top 10 Cities

By Amount Raised

By No. of Donations

| City | Total | City | No. |
|-----------------|---------------------|----------------|--------------|
| Houston | \$5,315,651 | Houston | 2,136 |
| Austin | \$3,863,846 | San Antonio | 1,927 |
| Dallas | \$2,991,462 | Austin | 1,746 |
| San Antonio | \$2,054,306 | Dallas | 1,330 |
| El Paso | \$1,327,660 | El Paso | 761 |
| Fort Worth | \$418,424 | Fort Worth | 464 |
| Plano | \$411,373 | Corpus Christi | 381 |
| Irving | \$385,581 | Midland | 347 |
| Abilene | \$268,198 | Tyler | 270 |
| Corpus Christi | \$246,009 | Texarkana | 231 |
| TOTALS: | \$17,282,510 | | 9,593 |
| PERCENT: | 71% | | 43% |

Chart based on itemized contributions.

Perry's Favorite Zip Codes

(Delivering 17 % of His Money)

| Zip | City | Amount |
|---------------|---------|--------------------|
| 78701 | Austin | \$1,827,829 |
| 77019 | Houston | \$709,874 |
| 77002 | Houston | \$616,264 |
| 78746 | Austin | \$548,211 |
| 75201 | Dallas | \$477,950 |
| TOTAL: | | \$4,180,128 |

Chart based on itemized contributions.

Perry's Out-of-State Money

| Amount | % | Number | % |
|-------------|----|--------|----|
| \$1,150,514 | 5% | 1,005 | 5% |

Chart based on itemized contributions.

RICK PERRY

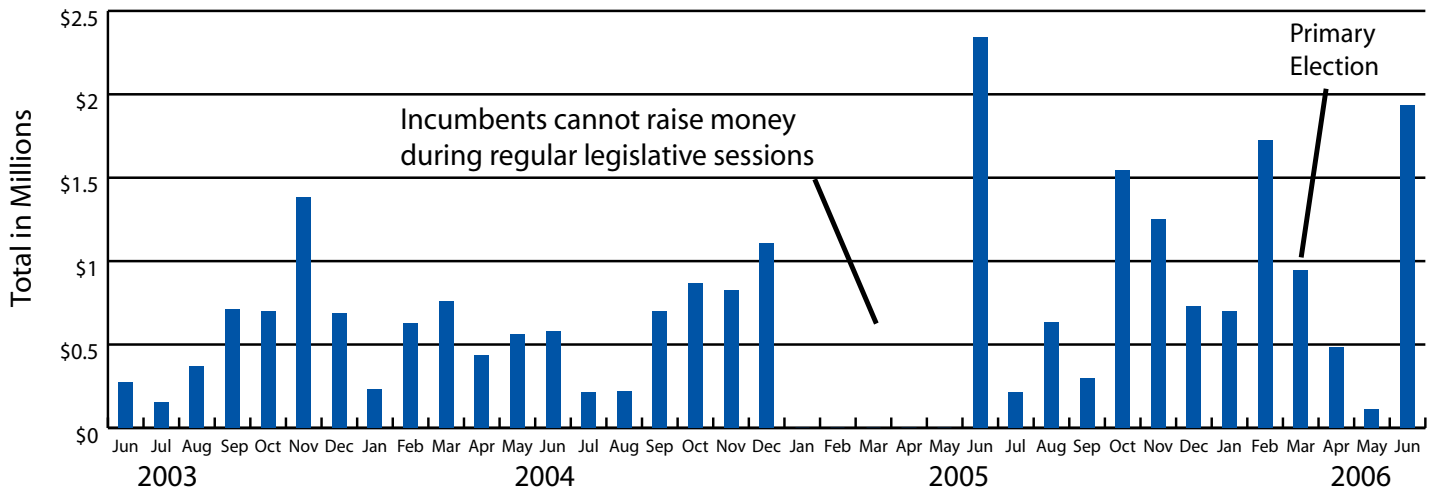
Perry Contributions Breakdown*

| Contribution Size* | Total | | Number of | |
|---------------------------|---------------------|-------------|---------------|-------------|
| | Amount | % | Contributions | % |
| \$50,000 or More | \$1,800,000 | 7% | 34 | <1% |
| \$25,000 - \$49,999 | \$9,603,937 | 40% | 374 | 2% |
| \$5,000 - \$24,999 | \$6,661,337 | 27% | 891 | 4% |
| \$1,000 - \$4,999 | \$4,162,550 | 17% | 3,040 | 14% |
| \$100 - \$999 | \$1,771,514 | 7% | 6,947 | 31% |
| Under \$100 | \$296,279 | 1% | 11,045 | 49% |
| Unitemized (\$50 or less) | \$2,310 | <1% | NA | NA |
| TOTALS: | \$24,297,927 | 100% | 22,331 | 100% |

*This chart analyzes *each contribution*. Aggregate totals for large donors making *multiple* contributions are reported below.

Perry's Contributions Over Time

Money Raised By Month (June 2003 through June 2006)*



*Texas statewide officeholders are barred from raising money during regular legislative sessions. For this reason, Perry raised no money during the first five months of 2003 and 2005.

RICK PERRY

Top Perry Donors January 2003 - June 2006

| Amount | Contributor | Business | City |
|-----------|------------------------|-----------------------------------|---------------|
| \$590,000 | Bob & Doylene Perry | Perry Homes | Houston |
| \$231,918 | AT&T Corp. | Telecom | Austin |
| \$205,760 | Thomas Dan Friedkin | Friedkin Co's (auto dealer) | Houston |
| \$195,185 | Charles Wood, Jr. | Dallas Fire Insurance Co. | Dallas |
| \$181,179 | Richard Scott | Trans-Global Solutions (shipping) | Houston |
| \$175,000 | Lonnie 'Bo' Pilgrim | Pilgrim's Pride Poultry | Pittsburg |
| \$175,000 | Alice L. Walton | Wal-Mart heiress | Mineral Wells |
| \$162,488 | Paul L. Foster | Western Refining Co. | El Paso |
| \$138,333 | Johnny Baker | Baker Managers (real estate) | Houston |
| \$129,422 | Gerald Rubin | Helen of Troy (beauty products) | El Paso |
| \$125,600 | Phil D. Adams | Phil Adams Co. (insurance) | Bryan |
| \$125,000 | TX Real Estate Assoc. | Trade group | Austin |
| \$125,000 | Richard Wallrath | Champion Window | Centerville |
| \$120,304 | Larry Anders | Summit Alliance Co's (insurance) | Dallas |
| \$120,000 | Dian Graves Owen Stai | Owen Healthcare (drugs) | Abilene |
| \$119,568 | James R. Leininger | Kinetic Concepts (hospital beds) | San Antonio |
| \$117,644 | Ned S. Holmes | Parkway Investments (real estate) | Houston |
| \$117,115 | David Disiere | Deep South Holding (insurance) | Southlake |
| \$116,197 | Charles & Judy Tate | Capital Royalty (investing) | Sugar Land |
| \$115,000 | George C. Hixon | Hixon Properties (real estate) | San Antonio |
| \$111,000 | HillCo PAC | HillCo Partners lobby firm | Austin |
| \$108,901 | Charles B. Lawrence | Kirby Corp. (shipping) | Houston |
| \$106,000 | Morton L. Topfer | Castletop Capital (ex-Dell exec.) | Austin |
| \$105,400 | B.J. 'Red' McCombs | McCombs Enterprises (auto dealer) | San Antonio |
| \$105,000 | Moshe Azoulay | American Garment Finishers Corp. | Dallas |
| \$105,000 | Lowry & Peggy Mays | Clear Channel (radio) | San Antonio |
| \$105,000 | Kenny & Lisa Troutt | Mt. Vernon Investments (telecom) | Dallas |
| \$104,514 | J. Robert Brown | Desert Eagle Distrib. (beer) | El Paso |
| \$103,350 | Woody & Gayle Hunt | Hunt Corp. (construction) | El Paso |
| \$103,000 | Erle A. Nye | TXU Corp. (retired) | Dallas |
| \$102,500 | L. Frederick Francis | Bank of the West | El Paso |
| \$102,262 | Robert Rowling | TRT Holdings (oil/hotels) | Irving |
| \$101,235 | John McStay | McStay Investment Council | Dallas |
| \$101,000 | Donald J. Carter, Jr. | Home Interiors & Gifts, Inc. | Addison |
| \$101,000 | Clifton L. Thomas, Jr. | Speedy Stop Convenience Stores | Victoria |
| \$100,600 | Larry Martin | USA Waste | Houston |
| \$100,431 | James Lee | E*Trade Prof. Trading (investing) | Houston |
| \$100,000 | Lee Bass | Bass Brothers Enterprises (oil) | Fort Worth |
| \$100,000 | Louis Beecherl, Jr. | Beecherl Co's (oil fortune) | Dallas |
| \$100,000 | William A. Boothe | Boothe Eye Care & Laser Center | Dallas |

RICK PERRY

Perry Donors Continued

| Amount | Contributor | Business | City |
|-----------|-----------------------|--|-------------|
| \$100,000 | J. Dan Brown | Brown Distrib. Co. (beer) | Austin |
| \$100,000 | James Dannenbaum | Dannenbaum Engineering | Houston |
| \$100,000 | Dan L. Duncan | Enterprise Products (chemicals) | Houston |
| \$100,000 | Ralph & Joy Ellis | Belmont Oil & Gas Corp. | Irving |
| \$100,000 | Robert D. Gillikin | Cummins Southern Plains (engines) | Dallas |
| \$100,000 | Kent R. Hance | Hance Scarborough Wright (lobbying) | Austin |
| \$100,000 | Forrest E. Hoglund | Ex-Enron executive | Dallas |
| \$100,000 | James L. Huffines | Huffines Auto Dealerships | Dallas |
| \$100,000 | Ray L. Hunt | Hunt Consolidated (developer; oil) | Dallas |
| \$100,000 | R. Steve Letbetter | Ex-Reliant Energy exec. | Houston |
| \$100,000 | Joe R. & Teresa Long | First State Bank (retired) | Austin |
| \$100,000 | J. Frank Miller III | JPI Co's (developer) | Irving |
| \$100,000 | Lee Roy Mitchell | Cinemark USA (movie theaters) | Plano |
| \$100,000 | T. Boone Pickens | BP Capital (oil, water investing) | Dallas |
| \$100,000 | Bobby & Phyllis Ray | K Hovnanian Homes | Plano |
| \$100,000 | Richard & Jill Salwen | Dell Computers | Austin |
| \$100,000 | Jeff D. Sandefer | Sandefer Capital Partners (investing) | Austin |
| \$100,000 | James Schneider | Dell Computers | Austin |
| \$100,000 | Harold Simmons | Contran Corp. (investing, nuke waste) | Dallas |
| \$100,000 | L.E. Simmons | SCF Partners (investing) | Houston |
| \$100,000 | Michael Stevens | Michael Stevens Interests (apartments) | Houston |
| \$100,000 | TX Dental Assoc. | Trade group | Austin |
| \$100,000 | Robert Waltrip | Service Corp. International (funerals) | Houston |
| \$100,000 | Frank & Mary Yturria | Yturria Ranch | Brownsville |
| \$100,000 | H.B. 'Bartel' Zachry | HB Zachry Construction Corp. | San Antonio |



CAROLE KEETON STRAYHORN

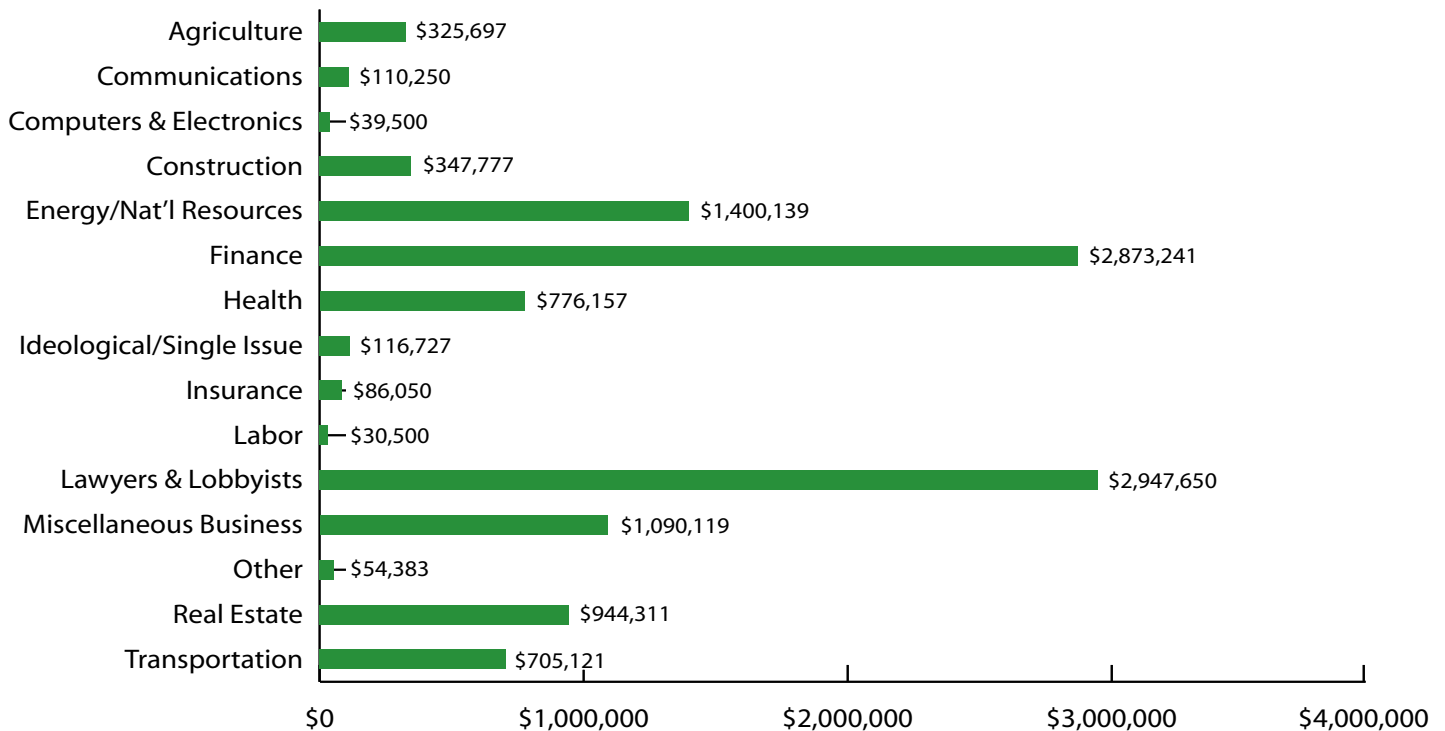
TOTAL MONEY RAISED: \$12,722,152

ITEMIZED CONTRIBUTION TOTAL: \$12,646,318

NO. OF ITEMIZED CONTRIBUTIONS: 4,809

CASH ON HAND 6/30/06: \$8,087,035

Strayhorn's Special Interests



Strayhorn's Top 10 Cities

By Amount Raised

By No. of Donations

| City | Total | City | No. |
|-----------------|--------------------|----------------|--------------|
| Dallas | \$2,691,750 | Austin | 1,099 |
| Houston | \$2,637,600 | Houston | 738 |
| Austin | \$1,970,616 | Dallas | 426 |
| Beaumont | \$605,350 | San Antonio | 272 |
| Fort Worth | \$399,640 | Amarillo | 213 |
| McAllen | \$326,240 | Fort Worth | 106 |
| San Antonio | \$314,925 | Corpus Christi | 80 |
| Schulenburg | \$313,625 | Victoria | 78 |
| Plano | \$271,825 | San Angelo | 75 |
| Amarillo | \$267,002 | Kilgore | 61 |
| TOTALS: | \$9,798,573 | | 3,148 |
| PERCENT: | 77% | | 65% |

Chart based on itemized contributions.

Strayhorn's Favorite Zip Codes

(Delivering 25 % of Her Money)

| Zip | City | Amount |
|---------------|----------|--------------------|
| 78701 | Austin | \$834,896 |
| 75229 | Dallas | \$780,554 |
| 77704 | Beaumont | \$537,000 |
| 77002 | Houston | \$517,631 |
| 77017 | Houston | \$512,608 |
| TOTAL: | | \$3,182,689 |

Chart based on itemized contributions.

Strayhorn's Out-of-State Money

| Amount | % | Number | % |
|-----------|----|--------|----|
| \$473,800 | 4% | 113 | 2% |

Chart based on itemized contributions.

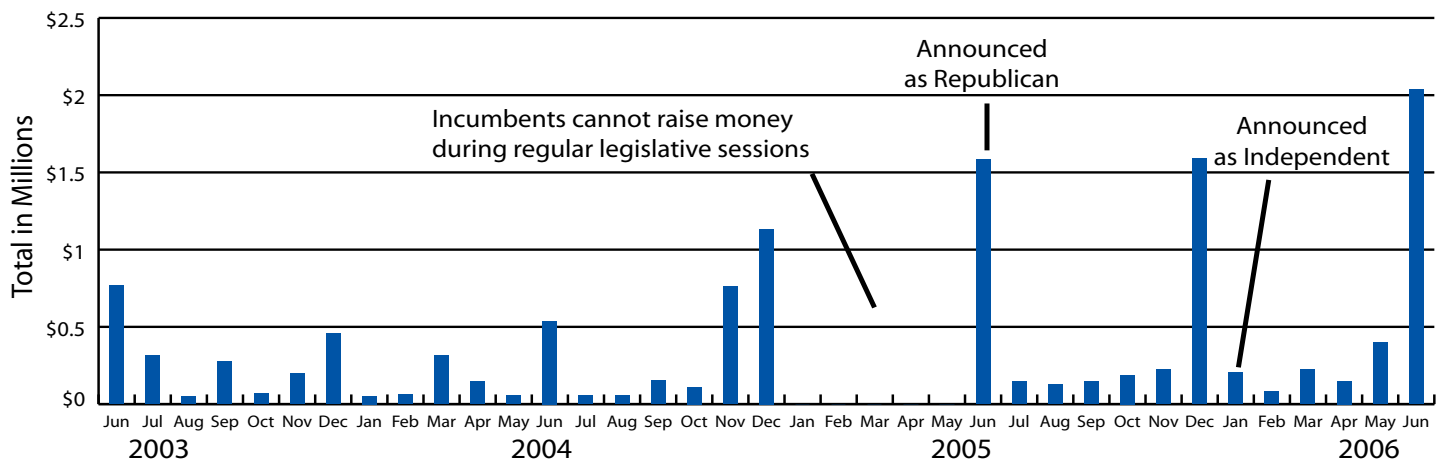
CAROLE KEETON STRAYHORN

Strayhorn Contributions Breakdown*

| Contribution Size* | Total Amount | % | Number of Contributions | % |
|---------------------------|---------------------|-------------|-------------------------|-------------|
| \$50,000 or More | \$3,733,500 | 29% | 46 | 1% |
| \$25,000 - \$49,999 | \$2,005,011 | 16% | 77 | 2% |
| \$5,000 - \$24,999 | \$4,240,322 | 33% | 594 | 12% |
| \$1,000 - \$4,999 | \$2,038,245 | 16% | 1,348 | 28% |
| \$100 - \$999 | \$662,006 | 5% | 2,644 | 55% |
| Under \$100 | \$5,151 | <1% | 100 | 2% |
| Unitemized (\$50 or less) | \$37,917 | <1% | NA | NA |
| TOTALS: | \$12,722,152 | 100% | 4,809 | 100% |

*This chart analyzes *each* contribution. Aggregate totals for large donors making *multiple* contributions are reported below.

Strayhorn's Contributions Over Time Money Raised By Month (June 2003 through June 2006)*



*Texas statewide officeholders are barred from raising money during regular legislative sessions. For this reason, Strayhorn raised no money during the first five months of 2003 and 2005.

CAROLE KEETON STRAYHORN

Top Strayhorn Donors January 2003 - June 2006

| Amount | Contributor | Business | City |
|-----------|---------------------------|--|------------------|
| \$558,500 | Ryan & Co. | Ryan & Co. (tax consulting) | Dallas |
| \$512,358 | John Eddie Williams | Williams Bailey Law Firm | Houston |
| \$500,000 | Walter Umphrey | Provost Umphrey Law Firm | Beaumont |
| \$438,782 | George & Amanda Ryan | Ryan & Co. (tax consulting) | Dallas |
| \$425,000 | David & Martha Alameel | Jefferson Dental Clinics | Dallas |
| \$285,503 | Kenneth P. Banks | International Muffler Co. | Schulenburg |
| \$240,000 | Gerald Ridgely, Jr. | Ryan & Co. (tax consulting) | Dallas |
| \$205,000 | James Trester | Ryan & Co. (tax consulting) | Plano |
| \$166,690 | Greg LaMantia | L & F Distributors (beer) | McAllen |
| \$166,618 | Harlan R. Crow | Crow Holdings (real estate) | Dallas |
| \$160,800 | Patrick J. Moran | Moran Resources (oil) | Houston |
| \$140,000 | Richard Thompson | Ryan & Co. (tax consulting) | Lucas |
| \$127,663 | Fayez Sarofim | Fayez Sarofim & Co. (investing) | Houston |
| \$125,000 | Meredith J. Long | Meredith Long & Co. (art gallery) | Houston |
| \$125,000 | Joseph F. Phillips | Convenience store chain owner | Mission |
| \$125,000 | Q PAC | Q Funding, LP (investing) | Fort Worth |
| \$117,944 | Bill Orr | Orr Holdings, Ltd. (oil) | Austin |
| \$107,500 | Ben & Melanie Barnes | EntreCorp (lobbying) | Austin |
| \$100,000 | AtlanGroup LLC | Tied to consultant Mark Harkrider | Dallas |
| \$100,000 | Coastal Development LLC | Land & casino developer | New York |
| \$100,000 | Robert Girling III | Girling Health (nursing care) | Austin |
| \$100,000 | Joseph D. Jamail | Jamail & Kolius law firm | Houston |
| \$94,081 | Steve W. Sterquell III | American Housing Foundation | Amarillo |
| \$86,950 | J.L. Davis | Energy consultant | Midland |
| \$76,455 | Lance Lubel | Heard Robins Cloud Lubel law firm | Houston |
| \$75,000 | Ramsay Gillman | Gillman Co's auto dealers | Houston |
| \$72,500 | Randall Donald | Ryan & Co. (tax consulting) | Highland Village |
| \$70,127 | Terry Paul Gilmore | T.P. Gilmore Co's (developer) | San Marcos |
| \$65,000 | Stanley K. Harper | Lenders & Members Service (auto loans) | Arlington |
| \$65,000 | Thomas N. Tourtellote | Hance Scarborough Wright tax lawyer | Driftwood |
| \$61,650 | John Needham | Riverside Resources (developer) | Austin |
| \$56,040 | W.A. Moncrief, Jr. | Moncrief Oil | Fort Worth |
| \$55,000 | W. Mark Lanier | Lanier Law Firm | Houston |
| \$54,500 | MML Ventures, Ltd. | Oil & gas | Kilgore |
| \$50,000 | Charles C. Butt | HEB Grocery | San Antonio |
| \$50,000 | Michael Timothy Gallagher | Gallagher Law Firm | Houston |
| \$50,000 | Robert D. McLane, Jr. | McLane Co. (grocery distributor) | Temple |
| \$50,000 | Robert Moses | Oilfield services | Houston |
| \$50,000 | Lonnie 'Bo' Pilgrim | Pilgrim's Pride Poultry | Pittsburg |
| \$50,000 | Donald Sloan | Self-employed Economic Development | Chicago |
| \$50,000 | TX Auto Dealers Assoc. | Trade group | Austin |