

For Immediate Release:
August 10, 2011

Contact: Craig McDonald or Andrew Wheat
PH: (512) 472-9770

2010 PAC Spending Jumps 12 Percent

Record Number of Texas PACS Spent \$133 Million

Austin—A record 1,302 active Texas political action committees (PACs) spent \$133 million in the two-year 2010 election cycle, a 12 percent increase from the 2008 cycle. Over the past decade Texas PACs increased their total spending nearly three-fold and the number of active PACs grew by 50 percent according to a new TPJ report, *Texas PACs: 2010 Cycle Spending*.

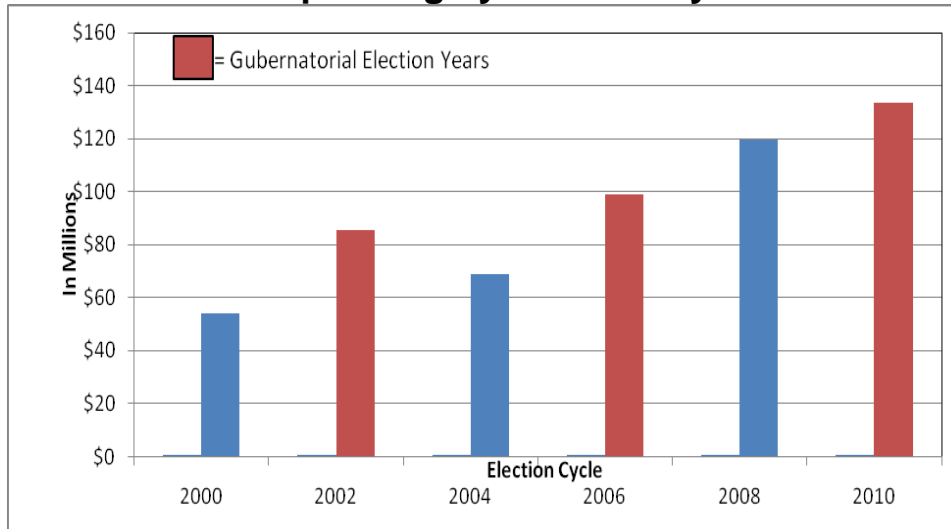
Business PACs led the way by spending \$68 million, an 8 percent increase over 2008. Ideological and Single-Issue PACs hit \$58 million, up 11 percent. Labor PACs spent \$7 million, an increase of just 2 percent.

The dynamic Ideological and Single-Issue sector accounts for six of Texas' 10 biggest PACs. Texas' biggest PAC, **Texans for Lawsuit Reform**, led the sector. Its \$6,689,743 expenditure marks a 55 percent increase above 2008 spending. Also categorized as Ideological are the No. 2 and No. 3 PACs: the Texas Democratic Trust and Back to Basics. Spending by the **Texas Democratic Trust** fell 11 percent to \$5,346,265. **Back to Basics**, funded almost exclusively by Houston plaintiff attorney Steve Mostyn, spent \$4,217,946.

Back to Basics led 25 major new PACs that spent more than \$100,000 apiece. The next-largest new PAC was the \$1.7 million Virginia-based **Republican State Leadership Committee**. This new PAC received most of its funding from Karl Rove's **American Crossroads** fund and spent 57 percent of its money in Texas.

The **North Texas Leadership PAC** and the **National Rifle Association (NRA)** ranked among Texas' fastest-growing PACs. Dallas dental-clinic magnate David Alameel supplied almost all of the \$1.5 million raised by the **North Texas Leadership PAC**. It funded a largely unsuccessful slate of would-be Democratic leaders led by gubernatorial candidate Bill White. **NRA PAC** increased its spending by 1,471 percent, pumping most of the \$630,771 it spent into independent ads. The NRA gave just over \$50,000 to candidates, led by coyote-killer Governor Rick Perry (\$2,500).

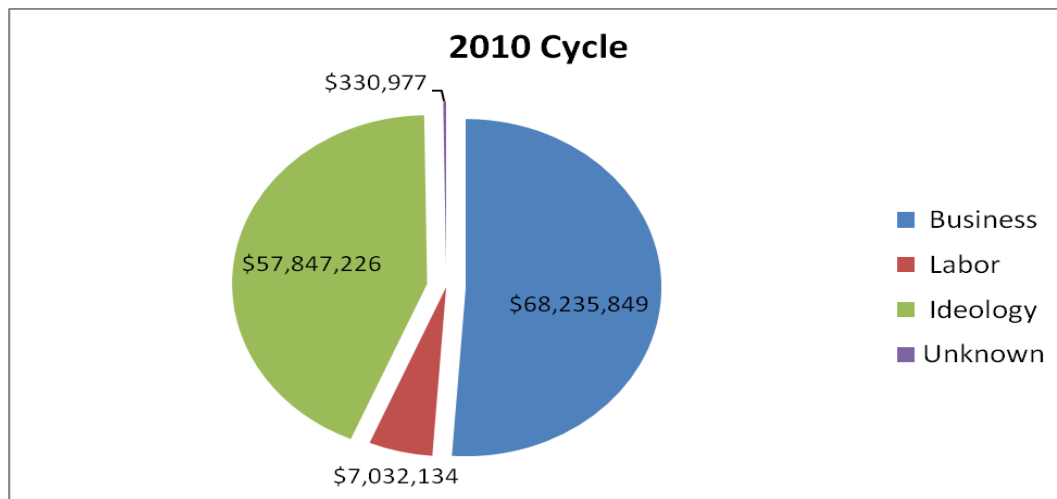
PAC Spending by Election Cycles



Election Cycle	No. of Active PACs	Total PAC Spending	Increase From Previous Cycle	Spending Increase (%)
2000	865	\$53,996,975	\$2,453,155	5%
2002*	964	\$85,320,226	\$31,323,251	58%
2004	850	\$68,904,524	(\$16,415,702)	(19%)
2006*	1,132	\$99,167,646	\$30,263,122	44%
2008	1,209	\$119,561,861	\$20,394,215	21%
2010*	1,302	\$133,466,187	\$13,904,326	12%

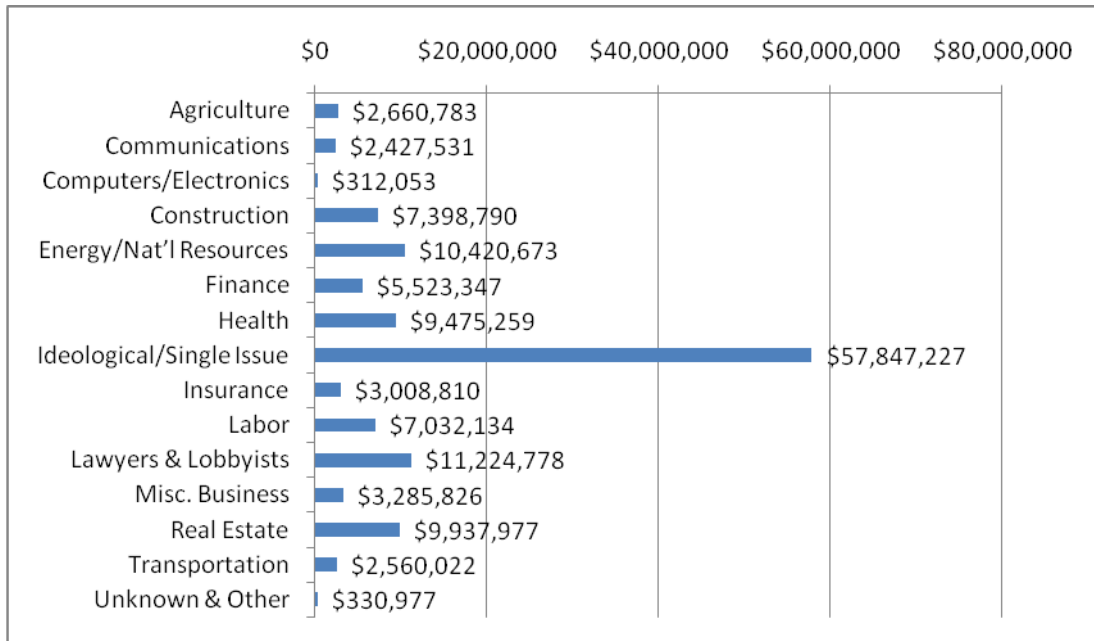
*Gubernatorial election cycle.

2010 Texas PAC Spending by Major Sectors



Sector	2000 Cycle	2002 Cycle	2004 Cycle	2006 Cycle	2008 Cycle	2010 Cycle	'08-'10 Growth
Business	\$34,416,627	\$48,000,676	\$46,088,137	\$57,034,732	\$62,741,376	\$68,235,849	8%
Ideology	\$16,870,715	\$33,466,788	\$17,789,167	\$37,003,210	\$50,403,265	\$57,847,226	11%
Labor	\$2,707,704	\$3,776,290	\$4,512,391	\$5,116,613	\$6,307,456	\$7,032,134	2%
Unknown	\$1,929	\$76,473	\$514,829	\$13,099	\$109,764	\$330,977	168%
TOTALS:	\$53,996,975	\$85,320,226	\$68,904,524	\$99,167,654	\$119,561,86	\$133,446,187	12%

2010 Texas PAC Spending By Interest Categories



The *Texas PACs* report ranks Texas' 200 biggest PACs and classifies political committees by their economic and ideological interests. The new report, based on PAC disclosure reports filed with the Texas Ethics Commission, is available at <http://www.tpj.org>.

Texans for Public Justice is a non-partisan, non-profit policy & research organization that tracks money in Texas politics.

###