

# **Texas PACs: 2002 Election Cycle Spending**

| <b><u>Contents</u></b>                           | <b><u>Page</u></b> |
|--|--------------------|
| I. Total Texas PAC Spending                      | 2                  |
| II. Comparing Business, Ideological & Labor PACs | 3                  |
| III. 2002 PAC Spending By Interest Category      | 5                  |
| IV. The 100 Biggest PACs in Texas                |                    |
| 100 Biggest PACs in 2002                         | 6                  |
| 100 Biggest PACs in 2000                         | 8                  |
| 100 Biggest PACs in 1998                         | 10                 |
| 100 Biggest PACs in 1996                         | 12                 |

Texans for Public Justice is a non-profit, non-partisan advocacy and research organization that tracks the role of money in Texas politics.

**© Copyright Texans for Public Justice, November 2004**

**Texans for Public Justice  
609 W. 18th St., Suite E  
Austin, TX 78701  
(512) 472-9770  
tpj@tpj.org  
<http://www.tpj.org>**

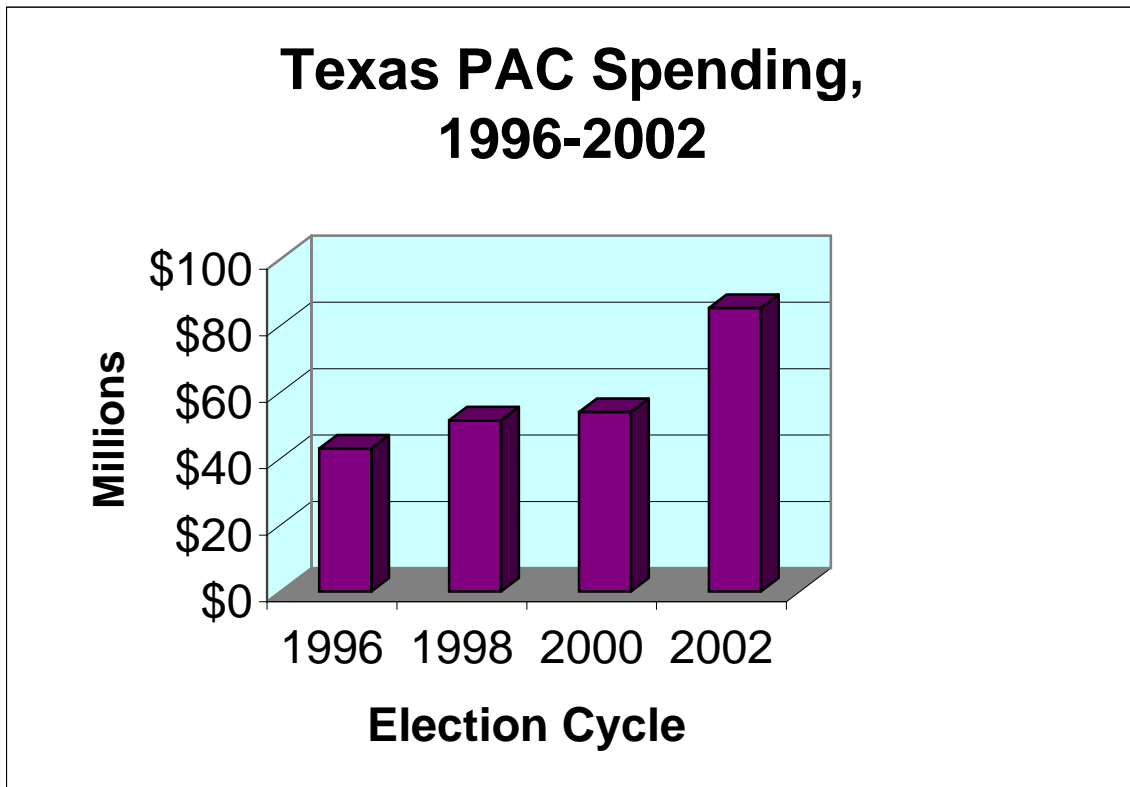
## I. Total Texas PAC Spending

This report identifies and ranks Texas' top general-purpose political action committees (PACs) in the 2002 election cycle. These rankings are based on the total amount of expenditures that PACs electronically reported to the Texas Ethics Commission.<sup>1</sup> During the two-year election cycle ending in December 2002, 964 general-purpose PACs reported spending a total of \$85.3 million.<sup>2</sup>

Texas PAC spending almost doubled from \$43 million in the 1996 cycle to more than \$85 million in the 2002 cycle. The greatest growth spurt (58 percent) occurred from 2000 to 2002.

### Texas PAC Spending Doubled From 1996-2002

| Election Cycle | No. of Active PACs | PAC Spending | Spending Increase From Previous Cycle | Spending Increase (%) |
|----------------|--------------------|--------------|---------------------------------------|-----------------------|
| 1996           | 911                | \$43,082,546 |                                       | NA                    |
| 1998           | 893                | \$51,543,820 | \$8,461,274                           | 20%                   |
| 2000           | 865                | \$53,996,975 | \$2,453,155                           | 5%                    |
| 2002           | 964                | \$85,320,226 | \$31,323,251                          | 58%                   |



<sup>1</sup> The rankings section of this report excludes PAC expenditures that were not electronically reported to the Texas Ethics Commission. For more on these PACs, see TPJ's "Luddite PACs & Candidates: Texas Political Funds that Dodge the Internet," October 2002.

<http://www.tpj.org/docs/2002/10/reports/luddites02/index.html>

<sup>2</sup> While the largest PAC expenditures typically take the form of contributions to candidates or other PACs, PACs also spend money on overhead and other expenses—all of which are included here.

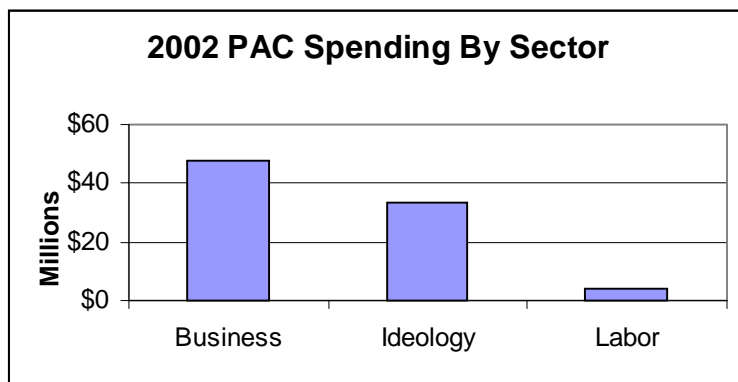
## II. Comparing Business, Ideological & Labor PACs

Business PACs accounted for 56 percent of all spending in the 2002 cycle; Ideological and Single-Issue PACs spent 39 percent of all PAC money; and Labor PACs spent just 4 percent of the total.

Spending by Ideological and Single-Issue PACs almost doubled from 2000 to 2002, far outstripping the 39 percent spending increase among both Business and Labor PACs. The Ideological sector's recent torrid growth in spending is all the more remarkable given that PAC spending in this sector actually had dropped 5 percent from 1998 to 2000.

### PAC Spending By Sector

| Sector       | 1996<br>Cycle       | 1998<br>Cycle       | 2000<br>Cycle       | 2002<br>Cycle       | Growth From<br>2000-2002 (%) |
|--------------|---------------------|---------------------|---------------------|---------------------|------------------------------|
| Business     | \$27,314,623        | \$31,516,817        | \$34,416,627        | \$48,000,676        | 39%                          |
| Ideology     | \$13,713,797        | \$17,719,192        | \$16,870,715        | \$33,466,788        | 98%                          |
| Labor        | \$1,886,325         | \$2,259,742         | \$2,707,704         | \$3,776,290         | 39%                          |
| Unknown      | \$167,801           | \$48,068            | \$1,929             | \$76,473            |                              |
| <b>TOTAL</b> | <b>\$43,082,546</b> | <b>\$51,543,820</b> | <b>\$53,996,975</b> | <b>\$85,320,226</b> | <b>58%</b>                   |



Two tables below help identify what drove the huge PAC spending increase from 2000 to 2002—especially among Ideological PACs. The first table shows the nine largest new PACs, which each spent more than \$100,000 in 2002 despite spending nothing in the 2000 cycle. More than half of these new PACs, which spent more than \$2.3 million in 2002, are Ideological and Single-Issue PACs.

### Largest New PACs in 2002

| PAC                               | Interest       | 2002<br>Spending |
|-----------------------------------|----------------|------------------|
| Texans for a Republican Majority  | Ideological    | \$800,441        |
| Q PAC                             | Finance        | \$270,048        |
| Texans For Governmental Integrity | Ideological    | \$261,563        |
| Citizens for Equality             | Ideological    | \$206,507        |
| MAXIMUS, Inc.                     | Computers      | \$199,025        |
| Southeast Texas Democrats         | Ideological    | \$178,655        |
| Landry's Seafood Restaurants      | Misc. Business | \$148,900        |
| Democratic Party of Bexar County  | Ideological    | \$127,725        |
| Gulf States Toyota, Inc.          | Transportation | \$119,787        |

Dominating the new PACs is Texans for a Republican Majority (TRM), the controversial PAC associated with U.S. House Majority Leader Tom DeLay. Although TRM reported to the IRS that it made \$1.4 million in political expenditures in the 2002 cycle, it just reported \$800,000 of this amount to the Texas Ethics Commission. The cause of this \$600,000 discrepancy is that TRM failed to report \$600,000 in corporate money to regulators in Texas—which prohibits spending corporate funds to influence state elections. A Travis County grand jury is investigating charges that TRM PAC illegally spent this corporate money in 2002 to help Republicans seize a Texas House majority and then redraw Texas’ congressional districts. One of TRM PAC’s corporate donors, Houston’s Gulf States Toyota, has an affiliated PAC that ranks among the top new PACs.

Republican legislative candidates also got a boost from Texans for Governmental Integrity, an Ideological PAC bankrolled by San Antonio conservative James Leininger. The last three top new Ideological PACs are all Democratic: Dallas-based Citizens for Equality, Southeast Texas Democrats and the Democratic Party of Bexar County.

Ideological PACs also dominate the fastest-growing Texas PACs that spent more than \$100,000 in the 2002 election cycle. Like TRM PAC, the Campaign for Republican Leadership’s chief objective was to elect a Republican House majority in 2002. Instead of using corporate money, however, the campaign for Republican Leadership raised money from GOP House members—led by the man who would be speaker: Rep. Tom Craddick.

### Fastest Growing Large PACs

| PAC                                | Sector         | 2000 Spending | 2002 Spending | 2000-2002 Growth (%) |
|------------------------------------|----------------|---------------|---------------|----------------------|
| Campaign For Republican Leadership | Ideological    | \$62          | \$171,039     | 277,515%             |
| Lone Star Fund - TX                | Ideological    | \$1,100       | \$220,219     | 19,920%              |
| Travis County Democratic Party     | Ideological    | \$5,000       | \$235,658     | 4,613%               |
| Harris County GOP                  | Ideological    | \$9,077       | \$129,120     | 1,323%               |
| C Club                             | Ideological    | \$13,076      | \$150,453     | 1,051%               |
| El Paso Energy Corp.               | Energy         | \$27,500      | \$313,200     | 1,039%               |
| Progressive Voters In Action       | Ideological    | \$34,568      | \$272,147     | 687%                 |
| International Bank of Commerce     | Finance        | \$20,500      | \$123,641     | 503%                 |
| TX Assn. of Business               | Misc. Business | \$46,664      | \$275,956     | 491%                 |
| TX Friends of Time Warner Cable    | Communications | \$30,237      | \$176,704     | 484%                 |

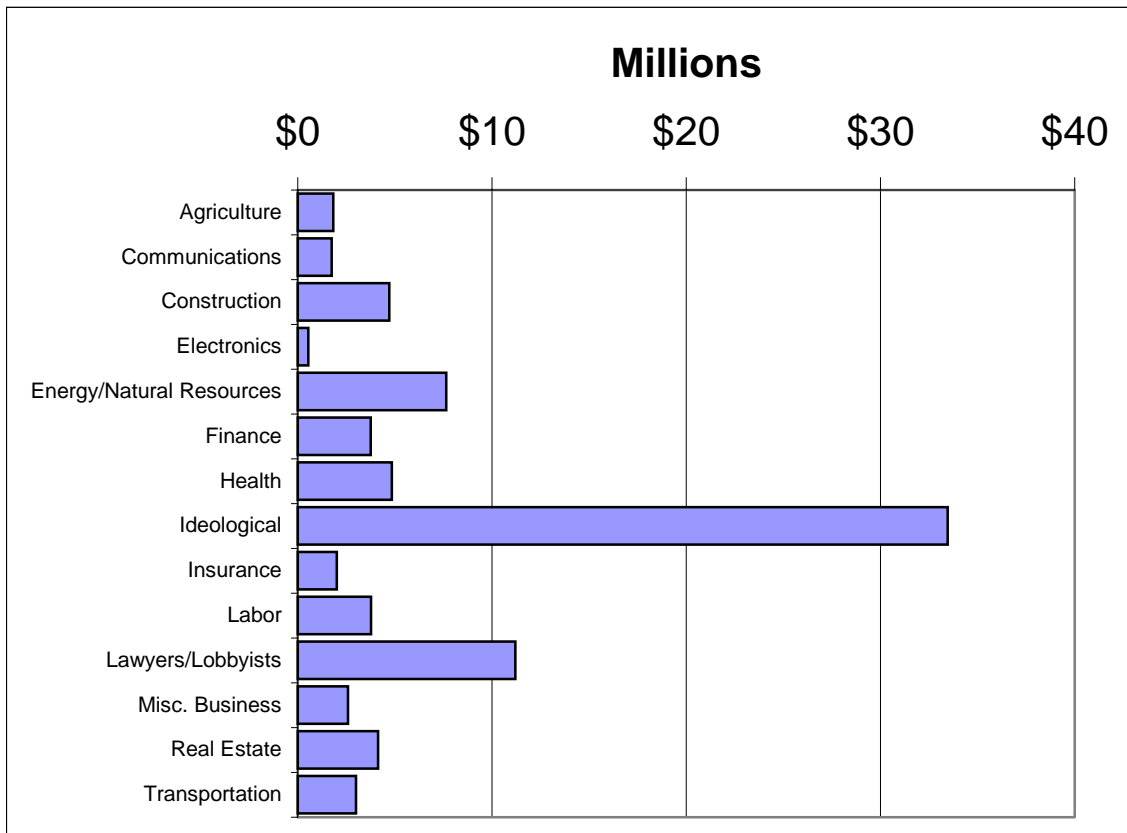
Democratic Congressman Martin Frost’s Lone Star Fund is a competing fast-growth PAC. In response to the TRM PAC allegations, Republican Senator Bob Deuell accused the Lone Star Fund of illegally contributing corporate money to Texas state candidates. Democratic Travis County District Attorney Ronnie Earle, who continues to investigate TRM PAC, cleared the Lone Star Fund of those charges in July 2004. Earle’s office also continues to probe the Texas Association of Business (TAB), which had a fast-growth PAC. Separate from its PAC activities, TAB spent \$2 million in corporate money on ads attacking Democratic House candidates.

Travis County Democrats had one fast-growth ideological PACs, while Houston Republicans had two: The Harris County GOP and the conservative, Houston-based C Club. The last fast-growth ideological PAC, Progressive Voters in Action, is a Houston PAC that supports candidates who support gays.

### III. 2002 PAC Spending By Interest Category

After the Ideological and Single-Issue sector the largest interest categories were Lawyers & Lobbyists, Energy & Natural Resources, Health, Construction and Real Estate.

| Interest Category          | No. of Active 2002 PACs | 2002 PAC Spending   |
|----------------------------|-------------------------|---------------------|
| Agriculture                | 34                      | \$1,825,611         |
| Communications             | 17                      | \$1,738,672         |
| Construction               | 81                      | \$4,717,165         |
| Electronics                | 8                       | \$548,038           |
| Energy & Natural Resources | 76                      | \$7,649,366         |
| Finance                    | 42                      | \$3,760,656         |
| Health                     | 59                      | \$4,850,618         |
| Ideological                | 305                     | \$33,466,788        |
| Insurance                  | 25                      | \$2,009,575         |
| Labor                      | 97                      | \$3,776,290         |
| Lawyers & Lobbyists        | 51                      | \$11,196,921        |
| Miscellaneous Business     | 59                      | \$2,581,796         |
| Real Estate                | 38                      | \$4,127,857         |
| Transportation             | 27                      | \$2,994,400         |
| Unknown                    | 45                      | \$76,473            |
| <b>TOTAL</b>               | <b>964</b>              | <b>\$85,320,226</b> |



**The 100 Biggest PACs in Texas, 2001-2002**

| <b>2002 Rank</b> | <b>2000 Rank</b> | <b>1998 Rank</b> | <b>1996 Rank</b> | <b>Political Action Committee (PAC)</b> | <b>2002 PAC Spending</b> | <b>Interest Category</b>   |
|------------------|------------------|------------------|------------------|---|--------------------------|----------------------------|
| 1                | 1                | 1                | 1                | TX Democratic Party                     | \$15,041,055             | Ideological                |
| 2                | 2                | 2                | 2                | Republican Party of TX                  | \$6,725,988              | Ideological                |
| 3                | 9                | 7                | 7                | TX Trial Lawyers Assn.                  | \$2,862,549              | Lawyers & Lobbyists        |
| 4                | 5                | 5                | 3                | Texans For Lawsuit Reform               | \$2,447,618              | Ideological                |
| 5                | 4                | 6                | 4                | TX Assn. of Realtors                    | \$2,149,380              | Real Estate                |
| 6                | 26               | 421              | 257              | Duke Energy Corp.                       | \$1,785,449              | Energy & Natural Resources |
| 7                | 8                | 12               | 16               | TX Medical Assn.                        | \$1,663,027              | Health                     |
| 8                | 3                |                  |                  | Texas 2000                              | \$1,500,132              | Lawyers & Lobbyists        |
| 9                | 7                | 4                | 5                | Vinson & Elkins                         | \$1,376,153              | Lawyers & Lobbyists        |
| 10               | 14               | 9                | 26               | Compass Bancshares                      | \$1,146,650              | Finance                    |
| 11               | 11               | 14               | 49               | TX Partnership PAC                      | \$955,102                | Ideological                |
| 12               | 41               | 79               | 47               | Valero Refining & Marketing             | \$895,661                | Energy & Natural Resources |
| 13               |                  |                  |                  | Texans For A Republican Majority        | \$800,441                | Ideological                |
| 14               | 19               | 10               | 17               | Fulbright & Jaworski                    | \$760,131                | Lawyers & Lobbyists        |
| 15               | 12               | 11               | 9                | SBC Communications                      | \$746,242                | Communications             |
| 16               | 16               | 13               | 12               | TX Automobile Dealers Assn.             | \$726,199                | Transportation             |
| 17               | 13               | 17               | 13               | United Services Auto Assn.              | \$668,439                | Insurance                  |
| 18               | 23               | 30               | 27               | Burlington Northern Santa Fe            | \$667,806                | Transportation             |
| 19               | 17               | 15               | 15               | Reliant Energy                          | \$643,371                | Energy & Natural Resources |
| 20               | 18               | 18               | 19               | TX Dental Assn.                         | \$612,402                | Health                     |
| 21               | 20               | 31               | 34               | Free Enterprise                         | \$597,238                | Ideological                |
| 22               | 51               |                  |                  | TXU Corp. Employee PAC                  | \$588,323                | Energy & Natural Resources |
| 23               | 10               | 48               | 40               | Coca-Cola Enterprises, Inc.             | \$535,605                | Miscellaneous Business     |
| 24               | 29               | 25               | 18               | American Airlines                       | \$515,755                | Transportation             |
| 25               | 28               | 24               | 30               | Farmers Employee & Agent PAC            | \$506,853                | Insurance                  |
| 26               | 6                | 3                | 6                | Associated Republicans of TX            | \$480,820                | Ideological                |
| 27               | 25               | 22               | 28               | TX State Teachers Assn.                 | \$446,555                | Labor                      |
| 28               | 34               | 28               | 46               | Bracewell & Patterson                   | \$431,906                | Lawyers & Lobbyists        |
| 29               | 30               | 42               | 41               | Akin Gump Strauss Hauer & Feld          | \$404,900                | Lawyers & Lobbyists        |
| 30               | 33               | 35               | 14               | TX Optometric PAC                       | \$404,700                | Health                     |
| 31               | 35               | 29               |                  | TX Oil & Gas PAC                        | \$394,000                | Energy & Natural Resources |
| 32               | 102              |                  |                  | HillCo PAC                              | \$379,174                | Lawyers & Lobbyists        |
| 33               | 69               | 40               | 62               | TX Aggregates & Concrete Assn.          | \$376,500                | Construction               |
| 34               | 42               | 32               | 38               | TX Farm Bureau                          | \$372,205                | Agriculture                |
| 35               | 49               | 123              | 803              | Houston Police Officers Union           | \$348,811                | Labor                      |
| 36               | 38               | 16               | 25               | TX Society of CPAs                      | \$347,082                | Finance                    |
| 37               | 59               |                  |                  | Haynes & Boone                          | \$336,140                | Lawyers & Lobbyists        |
| 38               | 24               | 20               | 23               | Good Government Fund                    | \$325,076                | Energy & Natural Resources |
| 39               | 267              | 283              | 363              | El Paso Energy Corp.                    | \$313,200                | Energy & Natural Resources |
| 40               | 72               | 49               | 58               | TX Apartment Assn.                      | \$289,500                | Real Estate                |
| 41               | 45               | 36               | 50               | Hughes & Luce                           | \$277,800                | Lawyers & Lobbyists        |
| 42               | 188              | 94               | 94               | TX Assn. of Business & Commerce         | \$275,956                | Miscellaneous Business     |
| 43               | 231              |                  |                  | Progressive Voters In Action            | \$272,147                | Ideological                |
| 44               | 94               | 27               | 60               | PSEL PAC                                | \$271,575                | Energy & Natural Resources |
| 45               | 103              | 85               | 117              | Gardere Wynne Sewell                    | \$271,150                | Lawyers & Lobbyists        |
| 46               |                  |                  |                  | Q PAC                                   | \$270,048                | Finance                    |
| 47               | 40               | 33               | 72               | Jenkins & Gilchrist                     | \$268,679                | Lawyers & Lobbyists        |
| 48               | 70               | 62               | 66               | Independent Bankers Assn.               | \$263,361                | Finance                    |
| 49               | 92               | 82               | 179              | Assoc. Gen'l Contractors Bldg Branch    | \$263,000                | Construction               |
| 50               |                  |                  | 196              | Texans For Governmental Integrity       | \$261,563                | Ideological                |

| 2002 Rank | 2000 Rank | 1998 Rank | 1996 Rank | Political Action Committee (PAC)       | 2002 PAC Spending | Interest Category          |
|-----------|-----------|-----------|-----------|--|-------------------|----------------------------|
| 51        | 76        | 60        | 42        | TX Restaurant Assn.                    | \$261,194         | Miscellaneous Business     |
| 52        | 56        | 89        | 68        | TX Hospital Assn.                      | \$260,175         | Health                     |
| 53        | 53        | 99        | 120       | Home PAC of TX                         | \$257,381         | Construction               |
| 54        | 90        | 80        | 92        | Houston Apartment Assn.                | \$256,333         | Real Estate                |
| 55        | 43        | 34        | 44        | Conservative Republicans Harris Co.    | \$248,885         | Ideological                |
| 56        | 66        | 43        | 35        | Independent Insurance Agents of TX     | \$247,711         | Insurance                  |
| 57        | 98        |           |           | Union Pacific Corp.                    | \$236,313         | Transportation             |
| 58        | 536       | 336       | 32        | Travis County Democratic Party         | \$235,658         | Ideological                |
| 59        | 52        | 38        | 31        | TX Assn. of Insurance & Fin'l Advisors | \$229,974         | Insurance                  |
| 60        | 47        | 56        | 70        | Beef PAC                               | \$227,264         | Agriculture                |
| 61        | 65        | 45        | 67        | Winstead Sechrest & Minick             | \$224,882         | Lawyers & Lobbyists        |
| 62        | 44        | 61        | 55        | Verizon Communications, Inc.           | \$223,225         | Communications             |
| 63        | 73        | 23        | 29        | Baker Botts                            | \$220,695         | Lawyers & Lobbyists        |
| 64        | 721       |           |           | Lone Star Fund - TX                    | \$220,219         | Ideological                |
| 65        | 60        | 46        | 43        | Wholesale Beer Distributors of TX      | \$215,219         | Miscellaneous Business     |
| 66        | 78        | 69        | 90        | Turner Collie & Braden PAC             | \$214,714         | Construction               |
| 67        | 50        | 146       | 95        | Trinity Industries                     | \$212,224         | Construction               |
| 68        | 71        | 50        | 80        | Associated General Contractors of TX   | \$210,979         | Construction               |
| 69        | 83        | 54        | 59        | Tarrant County Democratic Party        | \$210,906         | Ideological                |
| 70        | 101       | 130       | 176       | Houston Prof'l Fire Fighters Assn.     | \$210,735         | Labor                      |
| 71        | 79        | 63        | 87        | Chase Bank of TX                       | \$209,143         | Finance                    |
| 72        | 46        | 111       | 141       | Jackson Walker                         | \$208,565         | Lawyers & Lobbyists        |
| 73        | 15        | 19        | 20        | Enron Corp.                            | \$207,751         | Energy & Natural Resources |
| 74        |           |           |           | Citizens For Equality                  | \$206,507         | Ideological                |
| 75        | 85        | 70        | 54        | TX & Southwestern Cattle Raisers       | \$206,362         | Agriculture                |
| 76        | 155       | 117       | 145       | Plumbers Local No. 68                  | \$205,832         | Labor                      |
| 77        | 82        | 81        | 127       | ACT TX Classroom Teachers Assn.        | \$202,800         | Labor                      |
| 78        | 27        | 71        |           | Constitutional Defense Fund            | \$200,857         | Lawyers & Lobbyists        |
| 79        | 31        | 21        | 71        | TX Manufactured Housing Assn.          | \$200,535         | Construction               |
| 80        |           |           |           | MAXIMUS, Inc.                          | \$199,025         | Computers                  |
| 81        | 181       | 386       | 756       | Real Estate Council of Austin          | \$197,231         | Real Estate                |
| 82        | 48        | 68        | 113       | Teamsters Local No. 745                | \$196,476         | Labor                      |
| 83        | 74        | 112       | 118       | TX Petro Marketers/Conven. Store Assn  | \$194,281         | Energy & Natural Resources |
| 84        | 110       | 316       |           | TX Industries, Inc.                    | \$190,281         | Construction               |
| 85        | 36        | 37        | 45        | Mayor Day Caldwell & Keeton            | \$189,317         | Lawyers & Lobbyists        |
| 86        |           |           |           | Southeast TX Democrats                 | \$178,655         | Ideological                |
| 87        | 256       |           |           | TX Friends of Time Warner Cable        | \$176,704         | Communications             |
| 88        | 61        | 39        | 65        | AT&T                                   | \$176,050         | Communications             |
| 89        | 149       | 26        | 48        | TX Civil Justice League                | \$171,713         | Ideological                |
| 90        | 850       | 227       | 164       | Campaign For Republican Leadership     | \$171,039         | Ideological                |
| 91        | 89        | 102       | 122       | Stratus, Inc.                          | \$170,650         | Real Estate                |
| 92        | 215       | 76        |           | TX League of Conservation Voters       | \$170,324         | Ideological                |
| 93        | 224       | 265       | 185       | Kirby Corp.                            | \$169,000         | Transportation             |
| 94        | 86        | 164       | 133       | Trinity Industries                     | \$162,074         | Construction               |
| 95        | 93        | 90        | 375       | TX Society of Anesthesiologists        | \$160,600         | Health                     |
| 96        | 136       | 124       | 93        | TX Bankers Assn.                       | \$156,750         | Finance                    |
| 97        | 58        | 66        | 77        | Brown Maroney & Oaks Hartline          | \$154,327         | Lawyers & Lobbyists        |
| 98        | 77        | 107       | 83        | TX Credit Union League                 | \$151,750         | Finance                    |
| 99        | 144       | 139       | 131       | Rural Friends of TX Electric Coops     | \$151,351         | Energy & Natural Resources |
| 100       | 202       | 108       | 126       | H.B. Zachry Co.                        | \$151,240         | Construction               |

**The 100 Biggest PACs in Texas, 1999-2000**

| 2002 Rank | 2000 Rank | 1998 Rank | 1996 Rank | Political Action Committee (PAC)       | 2000 PAC Spending | Interest Category          |
|-----------|-----------|-----------|-----------|--|-------------------|----------------------------|
| 1         | 1         | 1         | 1         | TX Democratic Party                    | \$5,989,561       | Ideological                |
| 2         | 2         | 2         | 2         | Republican Party of TX                 | \$2,743,376       | Ideological                |
| 8         | 3         |           |           | TX 2000                                | \$2,022,735       | Lawyers & Lobbyists        |
| 5         | 4         | 6         | 4         | TX Assn. of Realtors                   | \$1,529,044       | Real Estate                |
| 4         | 5         | 5         | 3         | Texans For Lawsuit Reform              | \$1,420,738       | Ideological                |
| 26        | 6         | 3         | 6         | Associated Republicans of TX           | \$1,255,423       | Ideological                |
| 9         | 7         | 4         | 5         | Vinson & Elkins                        | \$910,398         | Lawyers & Lobbyists        |
| 7         | 8         | 12        | 16        | TX Medical Assn.                       | \$836,776         | Health                     |
| 3         | 9         | 7         | 7         | TX Trial Lawyers Assn.                 | \$788,596         | Lawyers & Lobbyists        |
| 23        | 10        | 48        | 40        | Coca-Cola Enterprises, Inc.            | \$739,871         | Miscellaneous Business     |
| 11        | 11        | 14        | 49        | TX Partnership PAC                     | \$718,561         | Ideological                |
| 15        | 12        | 11        | 9         | SBC Communications                     | \$717,866         | Communications             |
| 17        | 13        | 17        | 13        | United Services Automobile Assn.       | \$656,350         | Insurance                  |
| 10        | 14        | 9         | 26        | Compass Bancshares, Inc.               | \$618,100         | Finance                    |
| 73        | 15        | 19        | 20        | Enron Corp.                            | \$613,618         | Energy & Natural Resources |
| 16        | 16        | 13        | 12        | TX Automobile Dealers Assn.            | \$595,781         | Transportation             |
| 19        | 17        | 15        | 15        | Reliant Energy                         | \$590,830         | Energy & Natural Resources |
| 20        | 18        | 18        | 19        | TX Dental Assn.                        | \$587,072         | Health                     |
| 14        | 19        | 10        | 17        | Fulbright & Jaworski                   | \$581,986         | Lawyers & Lobbyists        |
| 21        | 20        | 31        | 34        | Free Enterprise PAC                    | \$550,593         | Ideological                |
| 519       | 21        | 120       | 266       | Hobby TX Fund                          | \$490,178         | Ideological                |
| 417       | 22        | 64        | 57        | American General Corp.                 | \$458,617         | Insurance                  |
| 18        | 23        | 30        | 27        | Burlington Northern Santa Fe Corp.     | \$437,343         | Transportation             |
| 38        | 24        | 20        | 23        | Good Government Fund                   | \$404,200         | Energy & Natural Resources |
| 27        | 25        | 22        | 28        | TX State Teachers Assn.                | \$401,308         | Labor                      |
| 6         | 26        | 421       | 257       | Duke Energy Corp                       | \$389,177         | Energy & Natural Resources |
| 78        | 27        | 71        |           | Constitutional Defense Fund            | \$383,748         | Lawyers & Lobbyists        |
| 25        | 28        | 24        | 30        | Farmers Employee & Agent PAC           | \$352,971         | Insurance                  |
| 24        | 29        | 25        | 18        | American Airlines                      | \$350,394         | Transportation             |
| 29        | 30        | 42        | 41        | Akin Gump Strauss Hauer & Feld         | \$350,270         | Lawyers & Lobbyists        |
| 79        | 31        | 21        | 71        | TX Manufactured Housing Assn.          | \$346,425         | Construction               |
| 162       | 32        | 67        | 88        | GTE                                    | \$340,416         | Communications             |
| 30        | 33        | 35        | 14        | TX Optometric PAC                      | \$336,500         | Health                     |
| 28        | 34        | 28        | 46        | Bracewell & Patterson                  | \$335,848         | Lawyers & Lobbyists        |
| 31        | 35        | 29        |           | TX Oil & Gas PAC                       | \$303,000         | Energy & Natural Resources |
| 85        | 36        | 37        | 45        | Mayor Day Caldwell & Keeton            | \$291,219         | Lawyers & Lobbyists        |
| 436       | 37        | 136       | 279       | 6th District Republican Assn.          | \$276,112         | Ideological                |
| 36        | 38        | 16        | 25        | TX Society of CPAs                     | \$269,442         | Finance                    |
|           | 39        |           |           | Texans For Proposition 17              | \$259,669         | Ideological                |
| 47        | 40        | 33        | 72        | Jenkins & Gilchrist                    | \$254,092         | Lawyers & Lobbyists        |
| 12        | 41        | 79        | 47        | Valero Refining & Marketing            | \$246,361         | Energy & Natural Resources |
| 34        | 42        | 32        | 38        | TX Farm Bureau                         | \$245,483         | Agriculture                |
| 55        | 43        | 34        | 44        | Conservative Republicans of Harris Co. | \$245,196         | Ideological                |
| 62        | 44        | 61        | 55        | Verizon Communications                 | \$236,225         | Communications             |
| 41        | 45        | 36        | 50        | Hughes & Luce                          | \$234,591         | Lawyers & Lobbyists        |
| 72        | 46        | 111       | 141       | Jackson Walker                         | \$217,548         | Lawyers & Lobbyists        |
| 60        | 47        | 56        | 70        | Beef PAC                               | \$215,916         | Agriculture                |
| 82        | 48        | 68        | 113       | Teamsters Local No. 745                | \$212,957         | Labor                      |
| 35        | 49        | 123       | 803       | Houston Police Officers Union          | \$211,010         | Labor                      |
| 67        | 50        | 146       | 95        | Trinity Industries                     | \$207,050         | Construction               |



| 2002 Rank | 2000 Rank | 1998 Rank | 1996 Rank | Political Action Committee (PAC)        | 2000 PAC Spending | Interest Category          |
|-----------|-----------|-----------|-----------|---|-------------------|----------------------------|
| 22        | 51        |           |           | TXU Employee PAC                        | \$203,950         | Energy & Natural Resources |
| 59        | 52        | 38        | 31        | TX Assn. of Insurance & Fin'l Advisors  | \$200,555         | Insurance                  |
| 53        | 53        | 99        | 120       | HOME PAC                                | \$200,104         | Construction               |
| 151       | 54        | 47        | 56        | Bank of America                         | \$199,263         | Finance                    |
|           | 55        | 165       |           | Democratic Legislative Campaign Com.    | \$197,500         | Ideological                |
| 52        | 56        | 89        | 68        | TX Hospital Assn.                       | \$194,471         | Health                     |
| 110       | 57        | 51        | 79        | AFL-CIO State COPE Fund                 | \$187,424         | Labor                      |
| 97        | 58        | 66        | 77        | Brown Maroney & Oaks Hartline           | \$185,500         | Lawyers & Lobbyists        |
| 37        | 59        |           |           | Haynes & Boone                          | \$185,350         | Lawyers & Lobbyists        |
| 65        | 60        | 46        | 43        | Wholesale Beer Distributors of TX       | \$184,860         | Miscellaneous Business     |
| 88        | 61        | 39        | 65        | AT&T PAC                                | \$183,200         | Communications             |
| 125       | 62        | 59        | 64        | Customer Services PAC of TXU            | \$182,425         | Energy & Natural Resources |
| 804       | 63        | 52        | 51        | Coastal Employee Action Fund            | \$182,050         | Energy & Natural Resources |
| 568       | 64        | 44        | 86        | Bank One                                | \$180,200         | Finance                    |
| 61        | 65        | 45        | 67        | Winstead Sechrest & Minick              | \$179,875         | Lawyers & Lobbyists        |
| 56        | 66        | 43        | 35        | Independent Insurance Agents of TX      | \$178,543         | Insurance                  |
| 187       | 67        | 58        | 74        | TX Utilities Co.                        | \$176,550         | Energy & Natural Resources |
| 195       | 68        | 92        | 107       | Central Power & Light Co.               | \$175,750         | Energy & Natural Resources |
| 33        | 69        | 40        | 62        | TX Aggregates & Concrete Assn.          | \$171,500         | Construction               |
| 48        | 70        | 62        | 66        | Independent Bankers Assn.               | \$167,002         | Finance                    |
| 68        | 71        | 50        | 80        | Associated General Contractors          | \$161,250         | Construction               |
| 40        | 72        | 49        | 58        | TX Apartment Assn.                      | \$160,360         | Real Estate                |
| 63        | 73        | 23        | 29        | Baker Botts                             | \$158,416         | Lawyers & Lobbyists        |
| 83        | 74        | 112       | 118       | TX Petro Marketers/Conven. Store Assn.  | \$158,064         | Energy & Natural Resources |
| 130       | 75        | 53        | 61        | San Antonio Police Officers Assn.       | \$152,753         | Labor                      |
| 51        | 76        | 60        | 42        | TX Restaurant Assn.                     | \$147,278         | Miscellaneous Business     |
| 98        | 77        | 107       | 83        | TX Credit Union League                  | \$142,700         | Finance                    |
| 66        | 78        | 69        | 90        | Turner Collie & Braden                  | \$139,100         | Construction               |
| 71        | 79        | 63        | 87        | Chase Bank                              | \$135,612         | Finance                    |
| 261       | 80        | 115       | 98        | Power PAC of TXU                        | \$134,000         | Energy & Natural Resources |
| 276       | 81        | 96        | 206       | Texaco, Inc.                            | \$133,900         | Energy & Natural Resources |
| 77        | 82        | 81        | 127       | ACT for TX Classroom Teachers Assn.     | \$133,500         | Labor                      |
| 69        | 83        | 54        | 59        | Tarrant Co. Democratic Party            | \$132,623         | Ideological                |
|           | 84        |           |           | Texans For Affordable Vehicle Leasing   | \$132,000         | Transportation             |
| 75        | 85        | 70        | 54        | TX & Southwestern Cattle Raisers Assn.  | \$129,691         | Agriculture                |
| 94        | 86        | 164       | 133       | Trinity Industries                      | \$127,050         | Construction               |
| 144       | 87        | 121       | 114       | TX Thoroughbred Breeders' Assn.         | \$124,268         | Agriculture                |
| 358       | 88        | 198       | 159       | Assoc. Builders & Contractors North TX  | \$119,947         | Construction               |
| 91        | 89        | 102       | 122       | Stratus, Inc.                           | \$118,900         | Real Estate                |
| 54        | 90        | 80        | 92        | Houston Apartment Assn.                 | \$118,160         | Real Estate                |
| 114       | 91        | 55        | 36        | TX Ophthalmological Assn.               | \$116,131         | Health                     |
| 49        | 92        | 82        | 179       | Assoc. Gen. Contractors Building Branch | \$113,500         | Construction               |
| 95        | 93        | 90        | 375       | TX Society of Anesthesiologists         | \$111,100         | Health                     |
| 44        | 94        | 27        | 60        | PSEL PAC                                | \$110,200         | Energy & Natural Resources |
| 104       | 95        | 101       | 137       | Entex (Noram Energy Corp.)              | \$108,337         | Energy & Natural Resources |
| 113       | 96        | 87        | 102       | Friends of Baylor Medical               | \$106,934         | Health                     |
| 119       | 97        | 147       | 104       | Temple-Inland Forest Products Corp.     | \$102,454         | Agriculture                |
| 57        | 98        |           |           | Union Pacific Corp.                     | \$102,150         | Transportation             |
|           | 99        | 168       | 138       | Hollywood Marine PAC                    | \$101,000         | Transportation             |
| 197       | 100       | 116       | 82        | Houston Contractors Assn.               | \$100,829         | Construction               |

**The 100 Biggest PACs in Texas, 1997-1998**

| 2002 Rank | 2000 Rank | 1998 Rank | 1996 Rank | Political Action Committee (PAC)       | 1998 PAC Spending | Interest Category          |
|-----------|-----------|-----------|-----------|--|-------------------|----------------------------|
| 1         | 1         | 1         | 1         | TX Democratic Party                    | \$6,061,414       | Ideological                |
| 2         | 2         | 2         | 2         | Republican Party of TX                 | \$3,346,263       | Ideological                |
| 26        | 6         | 3         | 6         | Associated Republicans of TX           | \$1,432,945       | Ideological                |
| 9         | 7         | 4         | 5         | Vinson & Elkins                        | \$1,237,225       | Lawyers & Lobbyists        |
| 4         | 5         | 5         | 3         | Texans For Lawsuit Reform              | \$1,207,262       | Ideological                |
| 5         | 4         | 6         | 4         | TX Assn. of Realtors                   | \$1,086,835       | Real Estate                |
| 3         | 9         | 7         | 7         | TX Trial Lawyers Assn.                 | \$957,485         | Lawyers & Lobbyists        |
|           |           | 8         |           | Eight In Ninty Eight Committee         | \$824,434         | Ideological                |
| 10        | 14        | 9         | 26        | Compass Bancshares, Inc.               | \$821,750         | Finance                    |
| 14        | 19        | 10        | 17        | Fulbright & Jaworski                   | \$773,446         | Lawyers & Lobbyists        |
| 15        | 12        | 11        | 9         | SBC Communications, Inc.               | \$730,438         | Communications             |
| 7         | 8         | 12        | 16        | TX Medical Assn.                       | \$661,652         | Health                     |
| 16        | 16        | 13        | 12        | TX Automobile Dealers Assn.            | \$642,237         | Transportation             |
| 11        | 11        | 14        | 49        | TX Partnership PAC                     | \$568,295         | Ideological                |
| 19        | 17        | 15        | 15        | Reliant Energy                         | \$563,297         | Energy & Natural Resources |
| 36        | 38        | 16        | 25        | TX Society of CPA's                    | \$528,932         | Finance                    |
| 17        | 13        | 17        | 13        | United Services Automobile Assn.       | \$496,350         | Insurance                  |
| 20        | 18        | 18        | 19        | TX Dental Assn.                        | \$494,287         | Health                     |
| 73        | 15        | 19        | 20        | Enron Corp.                            | \$466,234         | Energy & Natural Resources |
| 38        | 24        | 20        | 23        | Good Government Fund                   | \$465,550         | Energy & Natural Resources |
| 79        | 31        | 21        | 71        | TX Manufactured Housing Assn.          | \$456,800         | Construction               |
| 27        | 25        | 22        | 28        | TX State Teachers Assn.                | \$432,005         | Labor                      |
| 63        | 73        | 23        | 29        | Baker Botts                            | \$409,120         | Lawyers & Lobbyists        |
| 25        | 28        | 24        | 30        | Farmers Employee & Agent PAC           | \$407,696         | Insurance                  |
| 24        | 29        | 25        | 18        | American Airlines                      | \$396,406         | Transportation             |
| 89        | 149       | 26        | 48        | TX Civil Justice League                | \$356,331         | Ideological                |
| 44        | 94        | 27        | 60        | PSEL PAC                               | \$355,750         | Energy & Natural Resources |
| 28        | 34        | 28        | 46        | Bracewell & Patterson                  | \$339,185         | Lawyers & Lobbyists        |
| 31        | 35        | 29        |           | TX Oil & Gas PAC                       | \$335,500         | Energy & Natural Resources |
| 18        | 23        | 30        | 27        | Burlington Northern Santa Fe Corp.     | \$320,491         | Transportation             |
| 21        | 20        | 31        | 34        | Free Enterprise PAC                    | \$316,920         | Ideological                |
| 34        | 42        | 32        | 38        | TX Farm Bureau                         | \$313,730         | Agriculture                |
| 47        | 40        | 33        | 72        | Jenkins & Gilchrist                    | \$305,865         | Lawyers & Lobbyists        |
| 55        | 43        | 34        | 44        | Conservative Republicans of Harris Co. | \$302,538         | Ideological                |
| 30        | 33        | 35        | 14        | TX Optometric PAC                      | \$280,970         | Health                     |
| 41        | 45        | 36        | 50        | Hughes & Luce                          | \$275,630         | Lawyers & Lobbyists        |
| 85        | 36        | 37        | 45        | Mayor Day Caldwell & Keeton            | \$273,062         | Lawyers & Lobbyists        |
| 59        | 52        | 38        | 31        | TX Assn. of Insurance & Fin'l Advisors | \$269,140         | Insurance                  |
| 88        | 61        | 39        | 65        | AT&T                                   | \$266,257         | Communications             |
| 33        | 69        | 40        | 62        | TX Aggregates & Concrete Assn.         | \$264,988         | Construction               |
|           | 157       | 41        | 24        | Concerned Associates Employees         | \$255,080         | Finance                    |
| 29        | 30        | 42        | 41        | Akin Gump Strauss Hauer & Feld         | \$243,780         | Lawyers & Lobbyists        |
| 56        | 66        | 43        | 35        | Independent Insurance Agents of TX     | \$230,936         | Insurance                  |
| 568       | 64        | 44        | 86        | Bank One                               | \$227,000         | Finance                    |
| 61        | 65        | 45        | 67        | Winstead Sechrest & Minick             | \$225,542         | Lawyers & Lobbyists        |
| 65        | 60        | 46        | 43        | Wholesale Beer Distributors of TX      | \$224,424         | Miscellaneous Business     |
| 151       | 54        | 47        | 56        | Bank of America                        | \$223,355         | Finance                    |
| 23        | 10        | 48        | 40        | Coca-Cola Enterprises, Inc.            | \$217,310         | Miscellaneous Business     |
| 40        | 72        | 49        | 58        | TX Apartment Assn.                     | \$205,098         | Real Estate                |
| 68        | 71        | 50        | 80        | Associated General Contractors of TX   | \$201,300         | Construction               |

| 2002 Rank | 2000 Rank | 1998 Rank | 1996 Rank | Political Action Committee (PAC)         | 1998 PAC Spending | Interest Category          |
|-----------|-----------|-----------|-----------|--|-------------------|----------------------------|
| 110       | 57        | 51        | 79        | AFL-CIO State COPE Fund                  | \$200,312         | Labor                      |
| 804       | 63        | 52        | 51        | Coastal Employee Action Fund             | \$191,756         | Energy & Natural Resources |
| 130       | 75        | 53        | 61        | San Antonio Police Officers Assn.        | \$188,835         | Labor                      |
| 69        | 83        | 54        | 59        | Tarrant Co. Democratic Party             | \$187,298         | Ideological                |
| 114       | 91        | 55        | 36        | TX Ophthalmological Assn.                | \$180,745         | Health                     |
| 60        | 47        | 56        | 70        | Beef PAC                                 | \$175,616         | Agriculture                |
|           | 814       | 57        |           | ABC Group                                | \$172,006         | Ideological                |
| 187       | 67        | 58        | 74        | TXU Corp. PAC                            | \$171,545         | Energy & Natural Resources |
| 125       | 62        | 59        | 64        | Customer Services PAC of TXU             | \$170,550         | Energy & Natural Resources |
| 51        | 76        | 60        | 42        | TX Restaurant Assn.                      | \$169,510         | Miscellaneous Business     |
| 62        | 44        | 61        | 55        | Verizon Communications, Inc.             | \$165,800         | Communications             |
| 48        | 70        | 62        | 66        | Independent Bankers Assn. of TX          | \$165,743         | Finance                    |
| 71        | 79        | 63        | 87        | Chase Bank                               | \$157,870         | Finance                    |
| 417       | 22        | 64        | 57        | American General Corp.                   | \$155,272         | Insurance                  |
| 773       | 207       | 65        | 21        | TX Senate Democratic Campaign Com.       | \$154,686         | Ideological                |
| 97        | 58        | 66        | 77        | Brown Maroney & Oaks Hartline            | \$150,375         | Lawyers & Lobbyists        |
| 162       | 32        | 67        | 88        | GTE                                      | \$146,600         | Communications             |
| 82        | 48        | 68        | 113       | Teamsters Local No. 745                  | \$143,720         | Labor                      |
| 66        | 78        | 69        | 90        | Turner Collie & Braden                   | \$142,100         | Construction               |
| 75        | 85        | 70        | 54        | TX & Southwestern Cattle Raisers Assn.   | \$141,644         | Agriculture                |
| 78        | 27        | 71        |           | Constitutional Defense Fund              | \$141,250         | Lawyers & Lobbyists        |
|           |           | 72        | 97        | Locke Purnell Rain & Harrell             | \$139,150         | Lawyers & Lobbyists        |
| 131       | 106       | 73        | 33        | TX Health Care Assn.                     | \$138,854         | Health                     |
| 203       | 159       | 74        | 112       | TX Sport PAC                             | \$137,089         | Ideological                |
| 102       | 126       | 75        | 73        | Friends of the University PAC            | \$136,855         | Ideological                |
| 92        | 215       | 76        |           | TX League of Conservation Voters         | \$134,651         | Ideological                |
| 156       | 152       | 77        | 150       | S&B Engineers & Constructors             | \$127,200         | Construction               |
|           | 769       | 78        | 10        | 21st Century Democrats                   | \$121,866         | Ideological                |
| 12        | 41        | 79        | 47        | Valero Refining & Marketing              | \$120,458         | Energy & Natural Resources |
| 54        | 90        | 80        | 92        | Houston Apartment Assn.                  | \$119,977         | Real Estate                |
| 77        | 82        | 81        | 127       | ACT For TX Classroom Teachers Assn.      | \$119,534         | Labor                      |
| 49        | 92        | 82        | 179       | Assoc. Gen'l Contractors Building Branch | \$118,000         | Construction               |
| 132       | 116       | 83        | 75        | TX Instruments                           | \$117,406         | Electronics                |
| 106       | 104       | 84        | 111       | HCA                                      | \$115,900         | Health                     |
| 45        | 103       | 85        | 117       | Gardere Wynne Sewell                     | \$114,612         | Lawyers & Lobbyists        |
| 545       | 165       | 86        | 130       | Central & South West Corp.               | \$113,400         | Energy & Natural Resources |
| 113       | 96        | 87        | 102       | Friends of Baylor Medical                | \$113,100         | Health                     |
| 101       | 372       | 88        | 129       | C Club                                   | \$112,955         | Ideological                |
| 52        | 56        | 89        | 68        | TX Hospital Assn.                        | \$111,098         | Health                     |
| 95        | 93        | 90        | 375       | TX Society of Anesthesiologists          | \$109,851         | Health                     |
|           |           | 91        | 135       | BetzDearborn, Inc.                       | \$106,272         | Energy & Natural Resources |
| 195       | 68        | 92        | 107       | Central Power & Light Co.                | \$106,000         | Energy & Natural Resources |
| 346       | 330       | 93        | 239       | TX Progress Fund                         | \$104,000         | Energy & Natural Resources |
| 42        | 188       | 94        | 94        | TX Assn. of Business & Commerce          | \$103,879         | Miscellaneous Business     |
| 189       | 108       | 95        | 89        | Employees of Dow Chemical Co. PAC        | \$103,640         | Energy & Natural Resources |
| 276       | 81        | 96        | 206       | Texaco, Inc.                             | \$102,100         | Energy & Natural Resources |
| 172       | 160       | 97        | 106       | Compaq Computer Corp.                    | \$101,980         | Electronics                |
| 188       | 117       | 98        | 84        | Licensed Beverage Distributors           | \$101,000         | Miscellaneous Business     |
| 53        | 53        | 99        | 120       | HOME PAC of TX                           | \$100,679         | Construction               |
| 649       | 156       | 100       | 69        | Transmission & Pipeline PAC of TXU       | \$98,150          | Energy & Natural Resources |

**The 100 Biggest PACs in Texas, 1995-1996**

| 2002 Rank | 2000 Rank | 1998 Rank | 1996 Rank | Political Action Committee (PAC)       | 1996 PAC Spending | Interest Category          |
|-----------|-----------|-----------|-----------|--|-------------------|----------------------------|
| 1         | 1         | 1         | 1         | TX Democratic Party                    | \$3,210,434       | Ideological                |
| 2         | 2         | 2         | 2         | Republican Party of TX                 | \$1,873,316       | Ideological                |
| 4         | 5         | 5         | 3         | Texans For Lawsuit Reform              | \$1,267,881       | Ideological                |
| 5         | 4         | 6         | 4         | TX Assn. of Realtors                   | \$1,097,655       | Real Estate                |
| 9         | 7         | 4         | 5         | Vinson & Elkins                        | \$897,308         | Lawyers & Lobbyists        |
| 26        | 6         | 3         | 6         | Associated Republicans of TX           | \$653,921         | Ideological                |
| 3         | 9         | 7         | 7         | TX Trial Lawyers Assn.                 | \$634,788         | Lawyers & Lobbyists        |
|           |           |           | 8         | Republican Nat'l State Elections Com.  | \$612,503         | Ideological                |
| 15        | 12        | 11        | 9         | SBC Communications                     | \$611,634         | Communications             |
|           | 769       | 78        | 10        | 21st Century Democrats                 | \$604,033         | Ideological                |
|           |           |           | 11        | 76 in '96 Committee                    | \$594,822         | Ideological                |
| 16        | 16        | 13        | 12        | TX Automobile Dealers Assn.            | \$543,606         | Transportation             |
| 17        | 13        | 17        | 13        | United Services Automobile Assn.       | \$531,886         | Insurance                  |
| 30        | 33        | 35        | 14        | TX Optometric PAC                      | \$494,854         | Health                     |
| 19        | 17        | 15        | 15        | Reliant Energy                         | \$493,545         | Energy & Natural Resources |
| 7         | 8         | 12        | 16        | TX Medical Assn.                       | \$486,430         | Health                     |
| 14        | 19        | 10        | 17        | Fulbright & Jaworski                   | \$471,503         | Lawyers & Lobbyists        |
| 24        | 29        | 25        | 18        | American Airlines                      | \$471,236         | Transportation             |
| 20        | 18        | 18        | 19        | TX Dental Assn.                        | \$422,723         | Health                     |
| 73        | 15        | 19        | 20        | Enron Corp.                            | \$406,100         | Energy & Natural Resources |
| 773       | 207       | 65        | 21        | TX Senate Democratic Campaign Com.     | \$400,906         | Ideological                |
|           |           | 119       | 22        | A+ PAC For Parental School Choice      | \$372,718         | Ideological                |
| 38        | 24        | 20        | 23        | Good Government Fund                   | \$351,867         | Energy & Natural Resources |
|           | 157       | 41        | 24        | Concerned Associates Employees         | \$337,731         | Finance                    |
| 36        | 38        | 16        | 25        | TX Society of CPA's                    | \$325,670         | Finance                    |
| 10        | 14        | 9         | 26        | Compass Bancshares, Inc.               | \$322,190         | Finance                    |
| 18        | 23        | 30        | 27        | Burlington Northern Santa Fe Corp.     | \$320,308         | Transportation             |
| 27        | 25        | 22        | 28        | TX State Teachers Assn.                | \$315,148         | Labor                      |
| 63        | 73        | 23        | 29        | Baker Botts                            | \$315,146         | Lawyers & Lobbyists        |
| 25        | 28        | 24        | 30        | Farmers Employee & Agent PAC           | \$304,562         | Insurance                  |
| 59        | 52        | 38        | 31        | TX Assn. of Insurance & Fin'l Advisors | \$295,066         | Insurance                  |
| 58        | 536       | 336       | 32        | Travis Co. Democratic Party            | \$263,256         | Ideological                |
| 131       | 106       | 73        | 33        | TX Health Care Assn.                   | \$245,294         | Health                     |
| 21        | 20        | 31        | 34        | Free Enterprise PAC                    | \$242,554         | Ideological                |
| 56        | 66        | 43        | 35        | Independent Insurance Agents of TX     | \$240,931         | Insurance                  |
| 114       | 91        | 55        | 36        | TX Ophthalmological Assn.              | \$233,684         | Health                     |
|           |           |           | 37        | Harris Co. Republican Party            | \$228,933         | Ideological                |
| 34        | 42        | 32        | 38        | TX Farm Bureau                         | \$228,425         | Agriculture                |
|           | 137       | 185       | 39        | Ann Richards Committee                 | \$227,178         | Ideological                |
| 23        | 10        | 48        | 40        | Coca-Cola Enterprises, Inc.            | \$227,068         | Miscellaneous Business     |
| 29        | 30        | 42        | 41        | Akin Gump Strauss Hauer & Feld         | \$225,075         | Lawyers & Lobbyists        |
| 51        | 76        | 60        | 42        | TX Restaurant Assn.                    | \$222,846         | Miscellaneous Business     |
| 65        | 60        | 46        | 43        | Wholesale Beer Distributors of TX      | \$211,704         | Miscellaneous Business     |
| 55        | 43        | 34        | 44        | Conservative Republicans of Harris Co. | \$209,443         | Ideological                |
| 85        | 36        | 37        | 45        | Mayor Day Caldwell & Keeton            | \$208,297         | Lawyers & Lobbyists        |
| 28        | 34        | 28        | 46        | Bracewell & Patterson                  | \$206,698         | Lawyers & Lobbyists        |
| 12        | 41        | 79        | 47        | Valero Refining & Marketing PAC        | \$201,430         | Energy & Natural Resources |
| 89        | 149       | 26        | 48        | TX Civil Justice League                | \$200,832         | Ideological                |
| 11        | 11        | 14        | 49        | TX Partnership PAC                     | \$200,062         | Ideological                |
| 41        | 45        | 36        | 50        | Hughes & Luce                          | \$196,915         | Lawyers & Lobbyists        |

| 2002 Rank | 2000 Rank | 1998 Rank | 1996 Rank | Political Action Committee (PAC)       | 1996 PAC Spending | Interest Category          |
|-----------|-----------|-----------|-----------|--|-------------------|----------------------------|
| 804       | 63        | 52        | 51        | Coastal Employee Action Fund           | \$195,450         | Energy & Natural Resources |
| 402       | 150       | 105       | 52        | Kellogg Brown & Root Brownbuilders PAC | \$194,403         | Construction               |
| 299       | 282       | 345       | 53        | DuPont                                 | \$189,208         | Energy & Natural Resources |
| 75        | 85        | 70        | 54        | TX & Southwestern Cattle Raisers Assn. | \$179,389         | Agriculture                |
| 62        | 44        | 61        | 55        | Verizon Communications, Inc.           | \$177,505         | Communications             |
| 151       | 54        | 47        | 56        | Bank of America                        | \$175,535         | Finance                    |
| 417       | 22        | 64        | 57        | American General Corp.                 | \$174,588         | Insurance                  |
| 40        | 72        | 49        | 58        | TX Apartment Assn.                     | \$172,548         | Real Estate                |
| 69        | 83        | 54        | 59        | Tarrant Co. Democratic Party           | \$172,098         | Ideological                |
| 44        | 94        | 27        | 60        | PSEL PAC                               | \$163,667         | Energy & Natural Resources |
| 130       | 75        | 53        | 61        | San Antonio Police Officers Assn.      | \$163,101         | Labor                      |
| 33        | 69        | 40        | 62        | TX Aggregates & Concrete Assn.         | \$163,033         | Construction               |
|           |           |           | 63        | Bear Stearns                           | \$162,000         | Finance                    |
| 125       | 62        | 59        | 64        | Customer Services PAC of TXU           | \$159,051         | Energy & Natural Resources |
| 88        | 61        | 39        | 65        | AT&T PAC TX                            | \$156,350         | Communications             |
| 48        | 70        | 62        | 66        | Independent Bankers Assn. of TX        | \$154,001         | Finance                    |
| 61        | 65        | 45        | 67        | Winstead Sechrest & Minick             | \$150,889         | Lawyers & Lobbyists        |
| 52        | 56        | 89        | 68        | TX Hospital Assn.                      | \$150,474         | Health                     |
| 649       | 156       | 100       | 69        | Transmission & Pipeline PAC of TXU     | \$145,322         | Energy & Natural Resources |
| 60        | 47        | 56        | 70        | Beef PAC                               | \$144,729         | Agriculture                |
| 79        | 31        | 21        | 71        | TX Manufactured Housing Assn.          | \$142,650         | Construction               |
| 47        | 40        | 33        | 72        | Jenkins & Gilchrist                    | \$139,250         | Lawyers & Lobbyists        |
| 102       | 126       | 75        | 73        | Friends of the University              | \$138,370         | Ideological                |
| 187       | 67        | 58        | 74        | TXU Corp.                              | \$137,050         | Energy & Natural Resources |
| 132       | 116       | 83        | 75        | TX Instruments                         | \$136,474         | Electronics                |
| 256       | 334       | 122       | 76        | Local No. 154 PAC                      | \$128,379         | Labor                      |
| 97        | 58        | 66        | 77        | Brown Maroney & Oaks Hartline          | \$123,350         | Lawyers & Lobbyists        |
| 115       |           | 169       | 78        | Democratic Party of Bexar Co.          | \$123,028         | Ideological                |
| 110       | 57        | 51        | 79        | AFL-CIO State COPE Fund                | \$122,565         | Labor                      |
| 68        | 71        | 50        | 80        | Associated General Contractors of TX   | \$121,050         | Construction               |
| 118       | 307       | 212       | 81        | International Bank of Commerce         | \$119,953         | Finance                    |
| 197       | 100       | 116       | 82        | Houston Contractors Assn.              | \$119,381         | Construction               |
| 98        | 77        | 107       | 83        | TX Credit Union League                 | \$117,815         | Finance                    |
| 188       | 117       | 98        | 84        | Licensed Beverage Distributors         | \$115,844         | Miscellaneous Business     |
|           |           | 145       | 85        | Government Interests, Inc. PAC         | \$112,150         | Lawyers & Lobbyists        |
| 568       | 64        | 44        | 86        | Bank One                               | \$111,543         | Finance                    |
| 71        | 79        | 63        | 87        | Chase Bank of TX                       | \$110,453         | Finance                    |
| 162       | 32        | 67        | 88        | GTE                                    | \$109,512         | Communications             |
| 189       | 108       | 95        | 89        | Dow Chemical Co. Employees PAC         | \$109,034         | Energy & Natural Resources |
| 66        | 78        | 69        | 90        | Turner Collie & Braden PAC             | \$107,750         | Construction               |
| 120       | 128       | 127       | 91        | TX Assn. of Defense Counsel            | \$104,593         | Lawyers & Lobbyists        |
| 54        | 90        | 80        | 92        | Houston Apartment Assn.                | \$104,401         | Real Estate                |
| 96        | 136       | 124       | 93        | TX Bankers Assn.                       | \$104,386         | Finance                    |
| 42        | 188       | 94        | 94        | TX Assn. of Business & Commerce        | \$102,760         | Miscellaneous Business     |
| 67        | 50        | 146       | 95        | Trinity Industries Employee PAC        | \$102,750         | Construction               |
|           |           | 361       | 96        | Morrison Knudsen Corp.                 | \$100,691         | Construction               |
|           |           | 72        | 97        | Locke Purnell Rain & Harrell           | \$99,850          | Lawyers & Lobbyists        |
| 261       | 80        | 115       | 98        | Power PAC of TXU                       | \$95,550          | Energy & Natural Resources |
|           |           | 699       | 99        | FHP, Inc.                              | \$94,257          | Health                     |
| 161       | 184       | 129       | 100       | Service Corp. International            | \$93,975          | Miscellaneous Business     |